

WASHINGTON UNIVERSITY MEDICAL CAMPUS



Architectural Context Study - 2nd Edition

January 2022

hkwarchitects

TABLE OF CONTENTS

Statement of Purpose	3
Introduction to Medical Campus	3
Campus Map	4
Filters	6
Tier 1	9
Enlarged Tier 1 Map	10
Overall Tier 1 Characteristics	10
Observation Summary Explanation	12
Common Materials	14
Building Material and Palette Summary	16
Overall Photos of Tier 1	20
Tier 2	31
Enlarged Tier 2 Map	32
Overall Tier 2 Characteristics	32
Observation Summary Explanation	34
Common Materials	36
Building Material and Palette Summary	38
Overall Photos of Tier 2	44
Tier 3	51
Enlarged Tier 3 Map	52
Overall Tier 3 Characteristics	52
Observation Summary Explanation	54
Common Materials	56
Building Material and Palette Summary	58
Overall Photos of Tier 3	62
Tier 4	69
Enlarged Tier 4 Map	70
Overall Tier 4 Characteristics	70
Observation Summary Explanation	72
Common Materials	74
Building Material and Palette Summary	76
Overall Photos of Tier 4	78
Appendix	A-1

STATEMENT OF PURPOSE

This Architectural Context Study provides information for BJC Health Care leadership, Washington University School of Medicine leadership, and design professionals regarding the physical, contextual relationships within the campus and surrounding areas. Overall, the study focuses on the elements of:

Form and Density

Material and Color

Access

Greenspace & Public Realm Amenities

Additionally, it recognizes that the density of the place, its combination of functions and its service to the region make the user experience an important attribute that broadens the understanding of context.

INTRODUCTION TO MEDICAL CAMPUS

The Medical Campus is comprised of four tiers spanning west to east. The developmental order of these tiers tracks chronologically, with Tier 1 being the tier of origin. The campus covers approximately 360 acres, and is roughly .8 miles east to west by .7 miles north to south. Three major thoroughfares provide access: Interstate Hwy. 40/64, Kingshighway Blvd., and Forest Park Parkway. Additionally, MetroLink accesses the center of the campus while other mass transit services are dispersed throughout. The west end of the campus borders Forest Park, the largest greenspace in Saint Louis.

The current Medical Campus is comprised of buildings that began being constructed around 1910 and it continues to evolve and develop. These buildings are owned by BJC, Washington University, and a number of other health and research related entities. Major functions include patient care, teaching, and research with a myriad of supporting infrastructure such as parking, greenspace, food services, etc.

The broad variety of function, form, user, and environment in combination with the dense concentration of user population make the Medical Campus one of the busiest urban areas in the Saint Louis region.

THIS STUDY

In an effort to provide a comprehensive understanding of the four tiers' context, campus identity, and user experience, HKW utilized a variety of tools including visual observations, aerial, satellite, and walking (ground) photography and department supplied data. Additionally, data filters were used to summarize campus trends and major characteristics.

CAMPUS MAP



PUBLIC REALM

- A Forest Park (Hudlin Park)
- B McMillan Plaza
- C Hope Plaza
- D Children's Plaza
- E McDonnell Pediatric Research Plaza
- F Taylor - Scott Plaza
- G UHSP Plaza
- J Goldfarb Plaza

SURFACE PARKING LOTS

- BJH P Barnes-Jewish Hospital
- CID P Central Institute
- WUSM P Medical School
- H Helipad

BJC

- 23 Peters Building
- 28 Barnes Service Building
- 33 Shoenberg Pavilion
- 35 Center for Advanced Medicine
- 36 Goldfarb College of Nursing
- 37 Center for Outpatient Health
- 39 North Garage
- 48 Children's Place Garage
- 49 Children's Hospital
- 53 Barnes Central
- 54 Barnes Lodge
- 55 Forest Park/Laclede Garage
- 57 Southwest Tower
- 58 Power Plant
- 59 Rand Johnson
- 67 BJC at The Commons
- 68 Clayton Avenue Building
- 71 East Pavilion
- 72 West Pavilion
- 73 Subsurface Garage
- 74 Duncan/Taylor Garage
- 77 East Garage
- 78 Child Development Center
- 79 East Staff Garage
- 92 Parkview Tower
- #TBD BJC Phase 3 Tower

OTHER

- 8 The Core @ 718
- 25 The Core @ 818
- 51 Shriner's Hospital STL
- 81 Rehabilitation Institute of St. Louis
- 91 The Newstead Facility
- 99 CORTEX 1
- 537 4240 Building
- S1 CSRB Substation
- S2 McKinley Substation
- S3 Mid-Campus Substation
- S4 4444 Substation
- UHSP 35 Jones Hall
- UHSP 61 South Residence Hall
- UHSP 75 Academic Research Building
- UHSP 84 Recreation and Student Center
- UHSP 97 Garage

WUSM

- 1 North Building
- 2 Cancer Research
- 3 South Building
- 4 BJC Institute of Health at WUSM
- 5 Maternity Hospital
- 6 McMillan Hospital
- 9 Irene Walter Johnson Institute of Rehab
- 10 Spencer T. Olin Residence Hall
- 11 Eric P. Newman Education Center
- 12 McDonnell Medical Sciences Building
- 13 Bernard Becker Medical Library
- 14 West Building
- 15 Health Administration Program
- 16 McDonnell Pediatric Research
- 17 Renard Hospital
- 18 East McDonnell Specialized Research
- 19 Mallinckrodt Institute of Radiology
- 20 Clinical Sciences Research Building
- 21 Wohl Clinic
- 22 Wohl Hospital
- 24 CID School
- 25 818 S. Euclid Avenue
- 26 CID Research
- 27 4533 Clayton, CID Residence Hall
- 29 MCC
- 41 4515 McKinley Research Building
- 42 620 S. Taylor Avenue
- 43 Northwest Tower
- 44 Supply Room
- 45 4480 Clayton
- 46 SRF - East
- 47 4522 McKinley Avenue
- 50 Barnard Hospital
- 62 Clayton Parking Garage
- 63 Specialized Interim Research Facility
- 64 4511 Forest Park Parkway
- 65 Genome Data Center
- 66 4444 Forest Park Parkway
- 69 METRO Garage
- 70 East Building
- 76 4488 Forest Park Parkway
- 82 East Imaging Center
- 86 CSRB North Tower Addition
- 90 Ambulatory Cancer Center
- 94 Taylor Avenue Building TAB
- 95 NRB Garage
- 96 Neuroscience Research Building
- 98 Farrell Learning and Teaching Center
- 181 Biotechnology Center
- 182 Euclid Power Plant

TIER 4



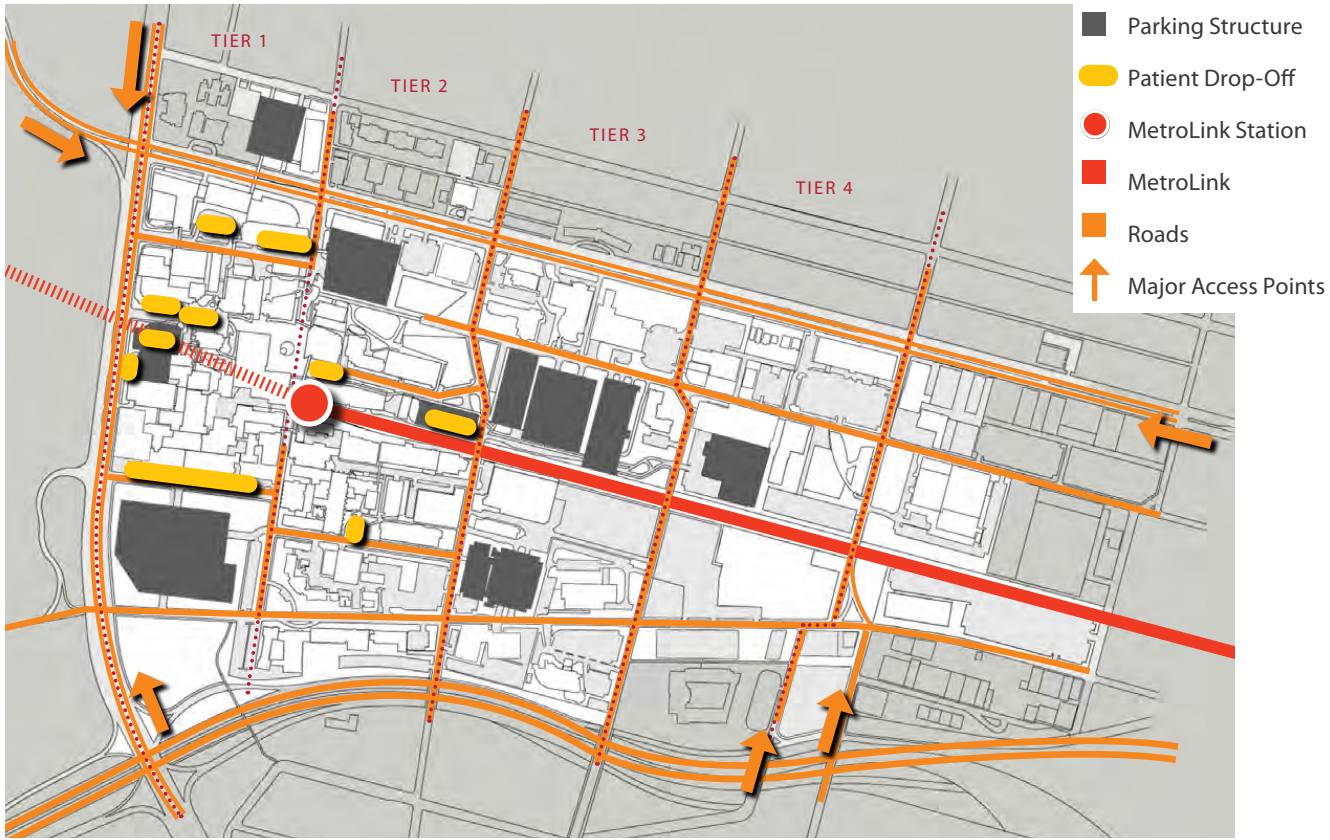
CAMPUS MAPS WITH APPLIED FILTERS



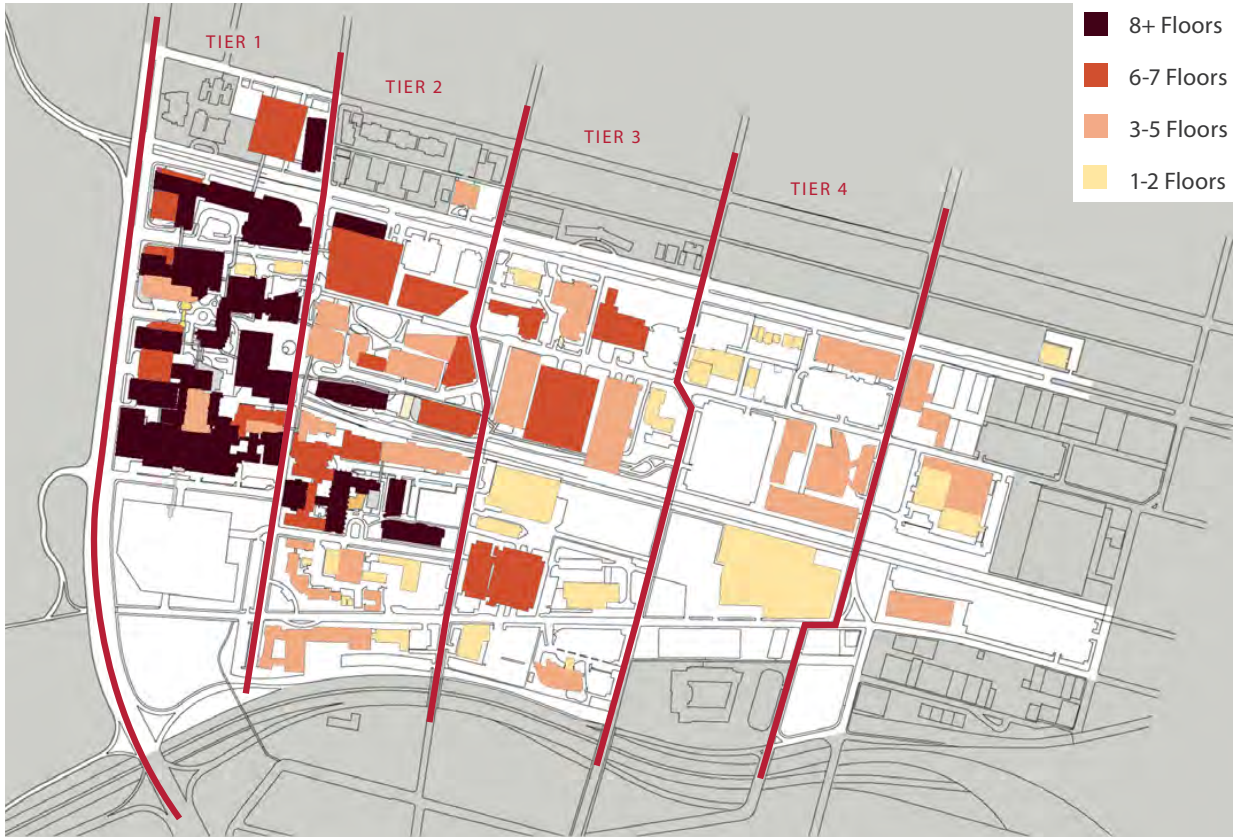
Filter #1: Building Ownership



Filter #2: Building Functions



Filter #3: Pedestrian and Vehicular Access and Approach



Filter #4: Building Heights

TIER 1





ENLARGED TIER 1 MAP

BUILDING LIST

		App Pg
4	BJC Institute of Health at WUSM	A-29
5	Maternity Hospital	A-23
6	McMillan Hospital	A-24
9	Irene Walter Johnson Institute of Rehab	A-27
14	West Building	A-28
16	McDonnell Pediatric Research	A-31
17	Renard Hospital	A-33
19	Mallinckrodt Institute of Radiology	A-34
20	Clinical Sciences Research Building	A-19
21	Wohl Clinic	A-35
22	Wohl Hospital	A-36
23	Peters Building	A-37
28	Barnes Service Building	A-38
33	Shoenberg Pavilion	A-15
35	Center for Advanced Medicine	A-16
37	Center for Outpatient Health (COH)	A-14
43	Northwest Tower	A-8
48	SLCH Garage	A-9
49	SLCH Hospital	A-6
50	Barnard Hospital	A-39
53	Barnes Hospital Central	A-40
55	Forest Park/Laclede Garage	A-13
57	Southwest Tower	A-10
58	Power Plant	A-17
59	Rand Johnson	A-20
71	East Pavilion	A-22
72	West Pavilion	A-21
73	Subsurface Garage	A-26
86	CSRB-North Tower Addition	A-18
92	Parkview Tower	A-5
#TBD	BJC Phase 3 Tower	A-11

PUBLIC REALM LIST

A	Forest Park (Hudlin Park)	A-12
B	McMillan Plaza	A-25
C	Hope Plaza	A-30
D	Children's Plaza	A-7
E	McDonnell Pediatric Research Plaza	A-32

OTHER

H	Heliport
WUSM P-	Medical School Surface Parking Lot
S1	CSRB Substation



Building Ownership

- BJC
- Washington University School of Medicine
- BJC and WUSM
- Other



Building Functions

- Clinical
- Parking
- Research
- Support
- Teaching
- Greenspace



Pedestrian and Vehicular Access and Approach

- Parking Structure
- Patient Drop-Off
- MetroLink Station
- MetroLink
- Roads
- Major Access Points



Building Heights

- 8+ Floors
- 6-7 Floors
- 3-5 Floors
- 1-2 Floors

TIER 1: FACADE VIEW OVERVIEW



Kingshighway Blvd. - West Facades



Forest Park Pkwy. - South Facades



Forest Park Pkwy. - North Facades



Parkview Place - South Facades



Parkview Place - North Facades




Parkview Place - North Facades



Children's Place - South Facades




Children's Place - North Facades



Barnes - Jewish Hospital Plaza - South Facades



Barnes - Jewish Hospital Plaza - North Facade



Euclid Avenue - East Facades





Euclid Avenue - East Facades

OBSERVATION SUMMARY EXPLANATION

Overall Tier Characteristics

- Identity - Iconic
Massive form and signage identify Tier 1 along the north, west, and south boundaries of Tier 1. While this form identifies the overall Medical Campus, it's presence along Kingshighway symbolizes the health care component for patients and visitors.
Hope Plaza is a centralized symbol for the University and staff.
- High Rise
Comprised primarily of high-rise structures.
Form includes towers and towers with bases.
- Density
One of the highest densities of any urban area in the region.
Tier 1 forms an iconic presence along the east side of Kingshighway that stands as a boundary to Forest Park to the west.
- Greenspace
Forest Park, east of Kingshighway, creates an open vista for the iconic East & West Pavilions, the complex of buildings that is Tier 1.
Hope Plaza is centrally located within the tier.
Hope Plaza is a point of orientation for the Metro Link access to the Campus.
Tall buildings form the boundaries of Hope Plaza making it a place of notable relief within the density of the tier.
- Functions
Clinical/Diagnostic
Patient Care
Research
Visitor & Staff Parking
Teaching



- Historic Significance/District

The Medical Campus has occupied Tier 1 since the 1890's. It retains some of its oldest structures and is in transformation with constant and new development.

Tier 1 contains the iconic markers of the campus, with:

Queeny Tower, East & West Pavilions, the Maternity Hospital, and McMillan set over the foreground of Forest Park (Hudlin Area).

The towers that form the eastern boundary of Forest Park along Kingshighway including the North Campus projects that are currently under construction.

- Exterior Material Summary

Southern Border:

Brick	Light Orange-Ochre, Tan
Limestone	Buff
Granite	Blue-Gray
Pre-Cast Concrete	Buff, Tan
Glazing	Bronze

Western Border:





Brick	Tan
Limestone	Buff, Tan
Granite	Brown, Gray
Pre-Cast Concrete	Buff-Pink
Glazing	Dark Blue-Green, Clear, Bronze, Green-Blue
Metal Panels	Gray, Silver Metallic, Blue Corrugated

Northern Border:

Brick	Red/Brown
Limestone	Buff, Tan
Granite	Brown
Pre-Cast Concrete	Buff, Buff-Pink
Glazing	Green-Blue, Clear, Dark Blue-Green, Gray, Bronze, Green-Blue
Metal Panels	Medium Clear Aluminum, Gray, Bronze, Silver Metallic















Eastern Border:

Brick	Glass, Light Orange-Ochre, Medium Tan, Light Tan, Brown
Limestone	Buff
Granite	Gray, Brown
Terra Cotta	Roof
Pre-Cast Concrete	Buff, Buff-Pink
Concrete	Buff
EIFS/Stucco	Buff, White
Glazing	Bronze, Clear, Gray, Green-Blue
Metal Panels	Bronze, Tan, Silver Metallic, Medium Silver Metallic



Materials Photos


TIER 1: COMMON MATERIALS

Brick		Limestone		Granite		Pre-Cast Concrete	
1991-2008		1971 & 1993		1913-present			
	Brown Brick		Red-Brown Brick		Buff Limestone		Buff Pre-Cast Concrete
1929-1960		1960-1995				2000-2011	
	Copper Brick		Tan Brick		Tan Limestone		Buff-Pink Pre-Cast Concrete
1929-1960							
	Lt. Orange-Ochre Brick						
1913-1929							
	Light Tan Brick						
1913-1929							
	Medium Tan Brick						
2000							
	Orange-Brown Brick						
1929-1960							
	Orange-Ochre Brick						

SUMMARY


There is a general consistency of material and color within Tier 1. The presence of ochre and brown bricks from previous eras provides relief to the overall buff/tan consistency of the tier. When "sorted by date", buildings built within certain eras show a consistency of material and palette. The use of limestone continues throughout the development of Tier 1 with more liberal usage in the present day. See page 18.

EIFS/Stucco



Buff EIFS/Stucco

Glass



Bronze Glass




Clear Glass



Dark Blue-Green Glass



Green-Blue Glass



Green-Blue
Frosted Glass

Spandrel Glass



Blue-Green Spandrel



Green-Blue Spandrel



Light Green-Blue
Spandrel

TIER 1: BUILDING MATERIALS & PALETTE SUMMARY

- by Building

#	BUILDING	DATE	TIER	PRIMARY USE	TARGETED FOR DEMO	OBSCURED BY ADJ. BLDGS.	MATERIALS		
							BRICK	LIMESTONE	TERRA COTTA
4	BJC Institute of Health at WUSM (BJCIH)	2008	1	Research, Clinical			Brown	Buff	
5	Maternity Hospital	1925	1	Support			Tan	Buff	
6	McMillan Hospital	1929	1	Clinical, Research			Light Orange-Ochre	Buff	Terra Cotta Tile Roof
9	Irene Walter Johnson Institute of Rehab	1957 / 1972	1	Research, Support	X				
14	West Building	1913	1	Research, Support	X		Medium Tan, Light Tan	Buff	
16	McDonnell Pediatric Research	2000	1	Research			Orange-Brown, Glass Block	Buff	
17	Renard Hospital	1953	1	Research, Support			Orange-Ochre, Copper	Buff	
19	Mallinckrodt Institute of Radiology	1930 / 1968	1	Clinical	X	X	Orange-Ochre	Buff	
20	Clinical Sciences Research Building	1981	1	Research			Brown	Buff	
21	Wohl Clinic	1958	1	Clinical, Research, Support			Light Orange-Ochre	Buff	
22	Wohl Hospital	1951	1	Research, Support			Light Orange-Ochre	Buff	
23	Peters Building	1975	1	Clinical	X	X	Tan	Buff	
28	Barnes Service Building	1912	1	Clinical	X	X			
33	Shoenberg Pavilion	1971	1	Clinical			Red-Brown		
35	Center for Advanced Medicine	2001	1	Clinical					
37	Center for Outpatient Health (COH)	2011	1	Clinical, Support					
43	Northwest Tower	2006	1	Support					
48	SLCH Garage	2001	1	Parking					
49	SLCH Hospital	1981 / 2018	1	Clinical			Tan	Buff, Tan	
50	Barnard Hospital	1952	1	Clinical, Research, Support		X	Light Orange-Ochre	Buff	
53	Barnes Hospital Central	1912	1	Clinical		X			
55	Forest Park/Laclede Garage	1993	1	Parking			Red-Brown	Buff	
57	Southwest Tower	2001	1	Clinical, Research					
58	Power Plant	1990	1	Support					
59	Rand Johnson	1930	1	Clinical	X	X	Orange - Ochre	Buff	
71	East Pavilion	1970	1	Clinical			Tan	Buff	
72	West Pavilion	1977	1	Clinical			Tan	Buff	
73	Subsurface Garage	1974	1	Parking					
86	CSRB-North Tower Addition	1996	1	Research			Brown	Buff	
92	Parkview Tower	2018	1	Clinical				Tan	
	TBD BJC Phase 3 Tower		1	Clinical				Tan	

COLORS

#	MATERIALS									
	GRANITE	UNKNOWN	SLATE	PRE-CAST CONCRETE	CONCRETE	METAL	EIFS / STUCCO	GLASS	MULLIONS	SPANDREL GLASS
4						Silver Metallic	White Columns	Gray, Green-Blue	Clear Aluminum	Green-Blue
5								Bronze	Medium Bronze	
6								Bronze	Medium Bronze	
9		Limestone- Buff				Bronze Spandrel	Buff	Bronze	Bronze	
14						Tan Panels		Clear, Bronze	Dark Bronze, Medium Bronze	
16	Gray					Silver Metallic	White Columns	Clear and Frosted Green-Blue	Clear Aluminum	Light Green-Blue
17								Clear	Clear Aluminum, Dark Bronze	
19								Clear	Dark Bronze	
20						Bronze		Bronze	Medium Bronze	
21								Clear, Bronze	Clear Aluminum, Dark Bronze	
22			Dark Gray					Clear	Clear Aluminum	
23								Clear	Clear Aluminum, Dark Bronze	
28										
33				Buff		Bronze	Buff	Bronze	Medium Bronze	Dark Gray
35	Brown			Buff-Pink		Med Silver Met		Green-Blue, Clear	Medium Clear Aluminum	Green-Blue
37				Buff-Pink		Medium Silver Metallic, Silver Metallic		Green-Blue	Medium Clear Aluminum	Green-Blue
43	Gray, Brown			Buff-Pink		Silver Metallic		Gray, Green-Blue	Clear Aluminum	Green-Blue
48	Brown			Buff-Pink		Silver Metallic		Green-Blue	Clear Aluminum	
49						Blue Corrugated		Bronze, Dark Blue- Green	Clear Aluminum, Bronze, Dark Gray	Blue-Green
50								Clear	Unknown	
53										
55				Buff				Bronze	Clear Aluminum	
57	Brown			Buff-Pink		Silver Metallic		Green-Blue	Clear Aluminum	Green-Blue
58				Buff (Textured)	Buff		Buff	Bronze	Dark Bronze	
59								Bronze	Medium Bronze	
71	Blue-Gray			Tan (Painted)		Medium Bronze Spandrel		Bronze	Medium Bronze	
72	Blue-Gray			Tan (Painted)		Medium Bronze Spandrel		Bronze	Medium Bronze	
73					Natural					
86								Bronze	Medium Bronze	
92						Gray		Dark Blue-Green, Clear, Green-Blue Frosted	Dark Gray	Dark Blue- Green, Light Gray, Frosted Medium Green- Blue
TBD						Gray		Dark Blue-Green, Clear, Green-Blue Frosted	Dark Gray	Dark Blue- Green, Light Gray, Frosted Medium Green- Blue

COLORS

TIER 1: BUILDING MATERIALS & PALETTE SUMMARY

- by Construction Date

#	BUILDING	DATE	TIER	PRIMARY USE	TARGETED FOR DEMO	OBSCURED BY ADJ. BLDGS.	MATERIALS		
							BRICK	LIMESTONE	TERRA COTTA
28	Barnes Service Building	1912	1	Clinical	X	X			
53	Barnes Hospital Central	1912	1	Clinical		X			
14	West Building	1913	1	Research, Support	X		Medium Tan, Light Tan	Buff	
5	Maternity Hospital	1925	1	Support			Tan	Buff	
6	McMillan Hospital	1929	1	Clinical, Research			Light Orange-Ochre	Buff	Terra Cotta Tile Roof
59	Rand Johnson	1930	1	Clinical	X	X	Orange - Ochre	Buff	
19	Mallinckrodt Institute of Radiology	1930 / 1968	1	Clinical	X	X	Orange-Ochre	Buff	
22	Wohl Hospital	1951	1	Research, Support			Light Orange-Ochre	Buff	
50	Barnard Hospital	1952	1	Clinical, Research, Support		X	Light Orange-Ochre	Buff	
17	Renard Hospital	1953	1	Research, Support			Orange-Ochre, Copper	Buff	
9	Irene Walter Johnson Institute of Rehab	1957 / 1972	1	Research, Support	X				
21	Wohl Clinic	1958	1	Clinical, Research, Support			Light Orange-Ochre	Buff	
71	East Pavilion	1970	1	Clinical			Tan	Buff	
33	Shoenberg Pavilion	1971	1	Clinical			Red-Brown		
73	Subsurface Garage	1974	1	Parking					
23	Peters Building	1975	1	Clinical	X	X	Tan	Buff	
72	West Pavilion	1977	1	Clinical			Tan	Buff	
20	Clinical Sciences Research Building	1981	1	Research			Brown	Buff	
49	SLCH Hospital	1981 / 2018	1	Clinical			Tan	Buff, Tan	
58	Power Plant	1990	1	Support					
55	Forest Park/Laclede Garage	1993	1	Parking			Red-Brown	Buff	
86	CSRB-North Tower Addition	1996	1	Research			Brown	Buff	
16	McDonnell Pediatric Research	2000	1	Research			Orange-Brown, Glass Block	Buff	
35	Center for Advanced Medicine	2001	1	Clinical					
48	SLCH Garage	2001	1	Parking					
57	Southwest Tower	2001	1	Clinical, Research					
43	Northwest Tower	2006	1	Support					
4	BJC Institute of Health at WUSM (BJCIH)	2008	1	Research, Clinical			Brown	Buff	
37	Center for Outpatient Health (COH)	2011	1	Clinical, Support					
92	Parkview Tower	2018	1	Clinical				Tan	
	TBD BJC Phase 3 Tower		1	Clinical				Tan	

COLORS

#	MATERIALS									
	GRANITE	UNKNOWN	SLATE	PRE-CAST CONCRETE	CONCRETE	METAL	EIFS / STUCCO	GLASS	MULLIONS	SPANDREL GLASS
28										
53										
14						Tan Panels		Clear, Bronze	Dark Bronze, Medium Bronze	
5								Bronze	Medium Bronze	
6								Bronze	Medium Bronze	
59								Bronze	Medium Bronze	
19								Clear	Dark Bronze	
22			Dark Gray					Clear	Clear Aluminum	
50								Clear	Unknown	
17								Clear	Clear Aluminum, Dark Bronze	
9		Limestone- Buff				Bronze Spandrel	Buff	Bronze	Bronze	
21								Clear, Bronze	Clear Aluminum, Dark Bronze	
71	Blue-Gray			Tan (Painted)		Medium Bronze Spandrel		Bronze	Medium Bronze	
33				Buff		Bronze	Buff	Bronze	Medium Bronze	Dark Gray
73					Natural					
23								Clear	Clear Aluminum, Dark Bronze	
72	Blue-Gray			Tan (Painted)		Medium Bronze		Bronze	Medium Bronze	
20						Bronze		Bronze	Medium Bronze	
49						Blue Corrugated		Bronze, Dark Blue-Green	Clear Aluminum, Bronze, Dark Gray	Blue-Green
58				Buff (Textured)	Buff		Buff	Bronze	Dark Bronze	
55				Buff				Bronze	Clear Aluminum	
86								Bronze	Medium Bronze	
16	Gray					Silver Metallic	White Columns	Clear and Frosted Green-Blue	Clear Aluminum	Light Green-Blue
35	Brown			Buff-Pink		Medium Silver Metallic		Green-Blue, Clear	Medium Clear Aluminum	Green-Blue
48	Brown			Buff-Pink		Silver Metallic		Green-Blue	Clear Aluminum	
57	Brown			Buff-Pink		Silver Metallic		Green-Blue	Clear Aluminum	Green-Blue
43	Gray, Brown			Buff-Pink		Silver Metallic		Gray, Green-Blue	Clear Aluminum	Green-Blue
4						Silver Metallic	White Columns	Gray, Green-Blue	Clear Aluminum	Green-Blue
37				Buff-Pink		Medium Silver Metallic, Silver Metallic		Green-Blue	Medium Clear Aluminum	Green-Blue
92						Gray		Dark Blue-Green, Clear, Green-Blue Frosted	Dark Gray	Dark Blue-Green, Light Gray, Frosted Medium Green-Blue
TBD						Gray		Dark Blue-Green, Clear, Green-Blue Frosted	Dark Gray	Dark Blue-Green, Light Gray, Frosted Medium Green-Blue

COLORS

TIER 1: Aerial Views



South Aerial View of Tier 1 showing Hwy. 64/40, Kingshighway, and Forest Park East in the foreground. Forest Park (main) is west of Kingshighway.



Southwest Aerial View of Tier 1. The overall view of Tier 1 is primarily tan and buff material.




West Aerial View of Tier 1 with Queeny Tower, the East and West Pavilions, and Forest Park East. The South Parking Garage is below Forest Park East.




Southwest Aerial View of Tier 1. Details within the tan and buff palette include bronze and green-blue glazing.

TIER 1: Aerial Views



West Aerial View of Tier 1. The west wall along Kingshighway is a composition of towers that has evolved over time. The new Parkview Tower seeks to create a north boundary incorporating a “bookend” form.



Northwest Aerial View of Tier 1



Northwest Aerial View of Tier 1. Tall buildings continue along Kingshighway and Forest Park to the north of the Tier 1 boundary.



Northeast Aerial View of Tier 1. The Center for Outpatient Health is seen north of Forest Park Parkway.

TIER 1: Aerial Views



Northeast Aerial View of Tier 1. The COH & CAM continue the tan and buff primary material with green-blue glazing and details on the north end of the tier.



East Aerial View of Tier 1. MPRB, CAM, and COH are seen along the east boundary of Tier 1.



East Aerial View of Tier 1. The new MCC in Tier 2 is seen in the foreground with Hope Plaza bounded by the MPRB and BJCIH. CSRB is beyond.



East Aerial View of Tier 1. The MetroLink entrance to the campus is seen adjacent to the MCC with Tier 1 beyond.

TIER 1: Aerial Views



East Aerial View of Tier 1. Hudlin Park provides the setting for the East and West Pavilions.

TIER 1: STREET VIEWS



Forest Park Pkwy. -
View East



Forest Park Pkwy. -
View West



Kingshighway Blvd. -
View South



Kingshighway Blvd. -
View North



Kingshighway Blvd. -
View North



Kingshighway Blvd.-
View South



Parkview Place
Blvd. - View West



Parkview Place
Blvd. - View East



Children's Place -
View West



Children's Place -
View East



Barnes-Jewish Hosp. Plz. -
View East



Barnes-Jewish Hosp.
Plz. - View East



Euclid Ave. -
View North



Euclid Ave. -
View South



Euclid Ave. -
View South



Euclid Ave. -
View North



Euclid Ave. -
View South

TIER 1: EXTERIOR LINKS



Link over Forest Park Parkway at Building #33 - East Face



Link over Parkview Place - East Face



Link at Building #86 - South Face




Link over Children's Place at Building #49 - West Face



Link at Building #4 - North Face



Link over Euclid Ave. at Building #35 - South Face



Link at Building #14 - East Face



Link over Euclid Ave. at Building #9 - North Face



Link over Barnes-Jewish Hospital Plaza at Building #72 - East Face

TIER 2





ENLARGED TIER 2 MAP

BUILDING LIST

		App Pg
1	North Building	A-51
2	Cancer Research	A-53
3	South Building	A-54
10	Spencer T. Olin Residence Hall	A-71
11	Eric P. Newman Education Center	A-47
12	McDonnell Medical Sciences Building	A-72
13	Bernard Becker Medical Library	A-52
15	Health Administration Program	A-77
18	East McDonnell Specialized Research	A-70
24	CID School	A-80
26	CID Research	A-81
27	4533 Clayton, CID Residence Hall	A-78
29	MCC	A-48
39	North Garage	A-45
41	4515 McKinley Research Building	A-73
44	Supply Room	A-84
46	SRF - East	A-75
47	4522 McKinley Avenue	A-74
54	Barnes Lodge	A-79
63	Specialized Interim Research Facility	A-76
64	4511 Forest Park Parkway	A-58
69	METRO Garage	A-82
70	East Building	A-68
82	East Imaging Center	A-69
90	Ambulatory Cancer Center	A-60
98	Farrell Learning and Teaching Center	A-50
181	Biotechnology Center	A-67
182	Euclid Power Plant	A-49

PUBLIC REALM LIST

F	Taylor - Scott Plaza	A-81
G	UHSP Plaza	A-62

OTHER

8	The Core @ 718	A-55/56
25	The Core @ 818	A-57
	BJH P - Barnes-Jewish Hospital	
	CID P - Central Institute	
	WUSM P - Medical School	
S2	McKinley Substation	
S3	Mid-Campus Substation	
	UHSP Bldgs. 38, 61, 75, 84 & 97	A-46,66, 64,59,65



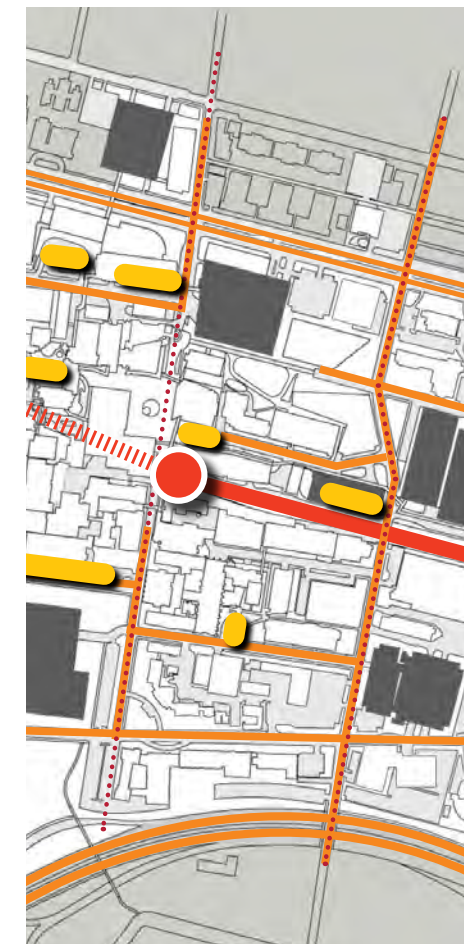
Building Ownership

- BJC
- Washington University School of Medicine
- BJC and WUSM
- Other



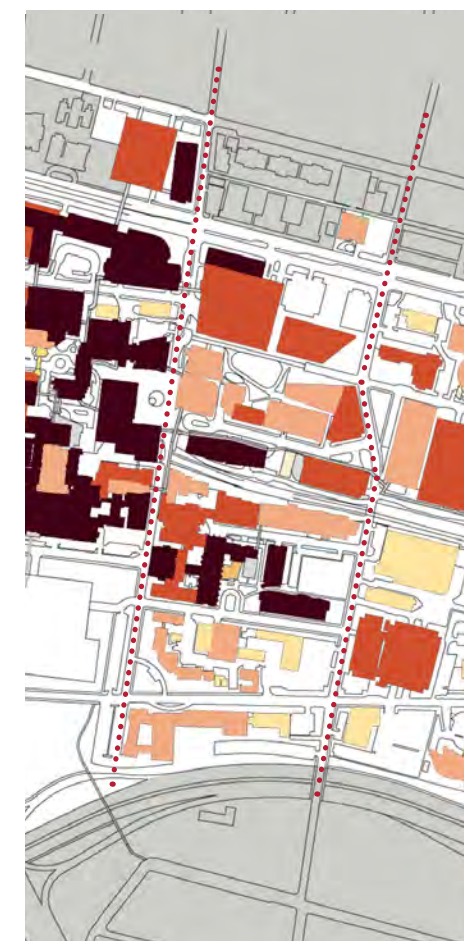
Building Functions

- Clinical
- Parking
- Research
- Support
- Teaching
- Greenspace



Pedestrian and Vehicular Access and Approach

- Parking Structure
- Patient Drop-Off
- MetroLink Station
- MetroLink
- Roads



Building Heights

- 8+ Floors
- 6-7 Floors
- 3-5 Floors
- 1-2 Floors

TIER 2: FACADE VIEW OVERVIEW



Euclid Avenue - West Facades



Euclid Avenue - West Facades




Euclid Avenue - West Facades



Euclid Avenue - West Facades



Forest Pk Pkwy - South Facades



Forest Pk Pkwy - North Facades



Pkvw Pl & Children's Pl - East Facades




Scott Avenue - South Facades



Scott Avenue - North Facades




McKinley Avenue - South Facades




McKinley Avenue - North Facades



Clayton Avenue - South Facades



Clayton Avenue - North Facades



Taylor Avenue - East Facades

OBSERVATION SUMMARY EXPLANATION

Overall Tier Characteristics

- Identity - Iconic
Massive form continues into Tier 2 a portion of the Tier bounding the east end of Forest Park (Hudlin Area).
- High Rise
Comprised primarily of mid and high-rise structures.
Form includes individual structures linked primarily at the basement, first and second levels.
- Density
While less dense than Tier 1, Tier 2 remains high density. There is more open space by virtue of streets that run east/west including Clayton Avenue, McKinley, Scott, Children's Place, and Parkview.
- Greenspace
Greenspace is less developed, resulting from the removal of surface parking.
- Functions
Research
Visitor & Staff Parking
Teaching
Support
- Ownership
While Ownership remains primarily BJC and Washington University School of Medicine, the University of Health Sciences and Pharmacy(UHSP) occupies approximately one square block north of Children's Place. UHSP's new buildings clearly identify a campus within the campus.



- Historic Significance/District

Tier 2 contains some of the Medical School's oldest buildings, including the North Building and the South Building.

- Exterior Material Summary

Southern Border:

Brick	Medium Ironspot, Ochre, Brown Blend, Orange-Brown
Limestone	Buff
Terra Cotta	Red-Orange Roof Tile, Buff Details
Glazing	Clear, Green-Blue

Western Border:



Brick	Medium Tan, Tan, Medium Ironspot, Brown Blend, Light Orange, Ochre, Red-Orange
Limestone	Buff, Tan
Terra Cotta	Red-Orange Roof Tile, Buff Details
Granite	Brown, Gray
Glazing	Deep Blue, Clear, Dark Gray, Light Bronze, Green-Blue, Rose Reflective
Metal	Silver Metallic, Medium Bronze, Champagne Metallic, Dark Gray

Northern Border:

Brick	Manganese Ironspot, Brown, Tan, Orange, Red-Orange
Limestone	Buff
Glazing	Clear, Clear Reflective, Light Gray, Gray Reflective, Dark gray






















Eastern Border:

Brick	Manganese Ironspot, Brown, Orange, Orange-Brown
Pre-Cast Concrete	Buff, Pink, Plain, Sandblasted, Board Formed
Concrete	Plain, Sandblasted
EIFS/Stucco	Buff, Tan, Taupe
Glazing	Clear, Clear Reflective, Bronze, Bronze Reflective, Dark Gray, Gray, Green, Green-Blue, Blue-Green



Materials Photos


TIER 2: COMMON MATERIALS

	Brick	Limestone	Granite	Pre-Cast Concrete
	 Brown Brick	 Buff Limestone	 Brown Granite	 Buff Pre-Cast Concrete
	 Brown Blend Brick	 Buff Travertine Limestone	 Gray Granite	 Buff-Pink Pre-Cast Concrete
	 Buff Brick	 Tan Limestone		 Pink Pre-Cast Concrete
1929-1960	 Lt. Orange-Ochre Brick			 Sand-Blasted Pre-Cast Concrete
	 Manganese Ironspot Brick	 Glass Block		
	 Orange-Brown Brick			
	 Red-Orange Brick			
1913-2005	 Tan Brick			
	 Medium Ironspot			
1922, 2000	 Medium Tan Brick			
1913-2005	 Orange Brick			
1929-1960				

SUMMARY

There is a moderate consistency of material and color within Tier 2 for buildings built within certain eras. The presence of ochre and medium ironspot bricks from previous eras provides relief to the overall buff/tan consistency of the tier. When "sorted by date", buildings built within certain eras show a consistency of material and palette. The use of limestone continues throughout the development of Tier 2 with more liberal usage in the present day. See page 40.


EIFS/Stucco



Buff EIFS




Buff Stucco




Light Clay Color EIFS



Medium Clay Color EIFS




Tan EIFS



Taupe EIFS



White EIFS




Yellow Stucco

Glass



Blue-Green Glass



Blue-Green Frit Glass




Bronze Glass




Bronze Reflective Glass




Clear Glass




Clear Reflective Butt Glazed Glass



Dark Gray Glass



Dark Gray Butt Joint Glass



Deep Blue Glass




Gray Reflective Glass




Green Glass




Green-Blue Glass




Light Bronze



Light Gray Glass




Medium Bronze Glass



Medium Gray Glass

Spandrel Glass



Blue-Green Spandrel



Brown Spandrel




Clear Reflective Butt Glazed Spandrel




Dark Gray Butt Joint Spandrel




Dark Gray Spandrel




Deep Blue Spandrel




Green-Blue Spandrel



Light Green-Blue Spandrel



Medium Bronze Spandrel



Medium Gray Reflective Spandrel

TIER 2: BUILDING MATERIALS & PALETTE SUMMARY

- by Building

#	BUILDING	DATE	TIER	PRIMARY USE	TARGETED FOR DEMO	OBSCURED BY ADJ. BLDGS.	MATERIALS		
							BRICK	LIMESTONE	TERRA COTTA
1	North Building	1913	2	Research / Support			Medium Tan, Tan	Buff	
2	Cancer Research	1949	2	Research / Support		X	Red-Orange	Buff	
3	South Building	1913	2	Research			Medium Tan, Tan	Buff	
8	The Core @ 718 (formerly #7)	1927/ 2018	2	Graduate Housing			Medium Ironspot	Buff	Buff Details, Red-Orange Roof Tile
8	The Core @ 718	1922/ 2018	2	Graduate Housing			Medium Ironspot	Buff	Buff Details, Red-Orange Roof Tile
10	Spencer T. Olin Residence Hall	1959	2	Support			Orange	Buff	
11	Eric P. Newman Education Center	1995	2	Support			Tan	Buff	
12	McDonnell Medical Sciences Building	1968	2	Research			Medium Tan	Buff	
13	Bernard Becker Medical Library	1987	2	Support			Medium Tan	Buff, Travertine Base	
15	Health Administration Program		2	Support			Brown	Buff	
18	East McDonnell Specialized Research	1996	2	Research			Glass Block, Medium Tan, Buff	Buff	
24	CID School	2000	2	Teaching			Medium Ironspot	Buff	Red-Orange Roof Tile
25	818 S. Euclid Avenue	1928	2	Support			Brown Blend		Buff Details, Red-Orange Roof Tile
26	CID Research	2000	2	Research			Medium Ironspot, Orange-Brown	Buff	Red-Orange Roof Tile
27	4533 Clayton, CID Residence Hall	1961	2	Support			Orange		
29	MCC	2016	2	Support				Tan	
39	North Garage	2001	2	Parking					
41	4515 McKinley Research Building	2013	2	Research				Tan	
44	Supply Room	1980	2	Support		X	Medium Ironspot		
46	SRF - East	2004	2	Research					
47	4522 McKinley Avenue	2014	2	Support					
54	Barnes Lodge	1990	2	Support			Orange, Orange-Brown		
63	Specialized Interim Research Facility	1993	2	Research					
64	4511 Forest Park Parkway	1961	2	Research / Support			Buff	Buff	
69	METRO Garage	2006	2	Parking					
70	East Building	1930	2	Support					
82	East Imaging Center	1994	2	Research					
90	Ambulatory Cancer Building	2023	2	Clinical					
98	Farrell Learning and Teaching Center	2005	2	Teaching			Tan	Buff	
181	Biotechnology Center	1927	2	Research			Glass Block, Tan	Buff	Buff Details
182	Euclid Power Plant	1913	2	Support			Light Orange-Ochre, Tan	Buff	
	UHSP 38 Jones Hall						Red-Orange, Medium Ironspot, Manganese Ironspot	Buff	
	UHSP 61 South Residence Hall						Tan, Orange, Brown	Buff	
	UHSP 97 Garage						Red-Orange		
	UHSP 75 Academic Research Building						Manganese Ironspot, Brown		
	UHSP 84 Recreation and Student Center						Manganese Ironspot		

COLORS

#	MATERIALS									
	GRANITE	UNKNOWN	SLATE	PRE-CAST CONCRETE	CONCRETE	METAL	EIFS / STUCCO	GLASS	MULLIONS	SPANDREL GLASS
1						Medium Bronze		Light Bronze	Medium Bronze	
2								Clear	Clear Aluminum	
3						Medium Bronze		Light Bronze	Medium Bronze	
7								Clear	Brown	
8		Multi-Color Mosaics						Clear	Brown	Brown
10						Turquoise, Blue-Green		Blue-Green, Clear	Clear Aluminum	
11						Champagne Metallic, Silver Metallic		Green-Blue	Clear Aluminum	
12						Medium Bronze		Bronze	Medium Bronze	
13	Brown			Buff		Medium Bronze		Rose Reflective	Medium Bronze	
15		Multi-Color Lap Siding						Clear, Bronze	White, Bronze	
18						Buff, Silver Metallic, Dark Gray		Dark Gray, Medium Gray Reflective	Medium Gray	Dark Gray, Medium Gray Reflective
24						White		Green-Blue	White	
25					Exposed Aggregate			Light Bronze	Medium Bronze	
26						Dark Gray	Buff	Green-Blue, Clear	White	
27					Painted White		White	Clear	Clear Aluminum	
29		Orange Padauk Wood at Entrance			Plain at Base	Silver Metallic		Clear, Deep Blue	Clear Aluminum	Deep Blue
39	Brown			Buff, Pink		Silver Metallic		Clear	Clear Aluminum	Green-Blue
41						Gray		Blue-Green, Blue-Green Frit	Clear Aluminum	Blue-Green
44						Buff				
46							Light Clay, Medium Clay	Dark Gray	Black	
47					Plain		Tan, Taupe	Green-Blue	Medium Bronze	Light Green-Blue
54							Yellow	Clear	White	
63						Buff	Light Clay, Medium Clay	Dark Gray	Red	
64		Black Details					Buff	Medium Gray, Clear, Obscure Clear	Clear Aluminum, Dark Bronze	
69				Buff, Pink	Plain			Clear	Clear Aluminum	
70							Buff	Bronze	Medium Bronze	
82					Sandblasted		Buff	Green, Bronze	White, Medium Bronze	
90										
98	Gray				Plain	Champagne Metallic		Green-Blue	Clear Aluminum	Green-Blue
181	Gray				Buff			Bronze, Bronze Reflective	Medium Bronze	
182						Dark Gray, Tan Corrugated		Dark Gray	Dark Gray	
								Clear	Clear Aluminum	
								Light Gray Clear	White	
				Plain, Sandblasted				Gray Reflective	Medium Bronze	
				Board Formed				Dark Gray, Butt Glazed		Dark Gray, Butt Glazed
		Buff, Taupe						Clear Reflective	Butt Glazed	Clear Reflective

COLORS

TIER 2: BUILDING MATERIALS & PALETTE SUMMARY

- by Construction Date

#	BUILDING	DATE	TIER	PRIMARY USE	TARGETED FOR DEMO	OBSCURED BY ADJ. BLDGS.	MATERIALS		
							BRICK	LIMESTONE	TERRA COTTA
1	North Building	1913	2	Research / Support			Medium Tan, Tan	Buff	
3	South Building	1913	2	Research			Medium Tan, Tan	Buff	
182	Euclid Power Plant	1913	2	Support			Light Orange-Ochre, Tan	Buff	
8	The Core @ 718	1922/2018	2	Graduate Housing			Medium Ironspot	Buff	Buff Det, Red-Orange Roof Tile
8	The Core @ 718 (formerly #7)	1927/2018	2	Graduate Housing			Medium Ironspot	Buff	Buff Det, Red-Orange Roof Tile
181	Biotechnology Center	1927	2	Research			Glass Block, Tan	Buff	Buff Det
25	818 S. Euclid Avenue	1928	2	Support			Brown Blend		Buff Det, Red-Orange Roof Tile
70	East Building	1930	2	Support					
2	Cancer Research	1949	2	Research / Support		X	Red-Orange	Buff	
10	Spencer T. Olin Residence Hall	1959	2	Support			Orange	Buff	
27	4533 Clayton, CID Residence Hall	1961	2	Support			Orange		
64	4511 Forest Park Parkway	1961	2	Research / Support			Buff	Buff	
12	McDonnell Medical Sciences Building	1968	2	Research			Medium Tan	Buff, Travertine Base	
44	Supply Room	1980	2	Support		X	Medium Ironspot		
13	Bernard Becker Medical Library	1987	2	Support			Medium Tan	Buff	
54	Barnes Lodge	1990	2	Support			Orange, Orange-Brown		
63	Specialized Interim Research Facility	1993	2	Research					
82	East Imaging Center	1994	2	Research					
11	Eric P. Newman Education Center	1995	2	Support			Tan	Buff	
18	East McDonnell Specialized Research	1996	2	Research			Glass Block, Medium Tan, Buff	Buff	
24	CID School	2000	2	Teaching			Medium Ironspot	Buff	Red-Orange Roof Tile
26	CID Research	2000	2	Research			Medium Ironspot, Orange-Brown	Buff	Red-Orange Roof Tile
39	North Garage	2001	2	Parking					
46	SRF - East	2004	2	Research					
98	Farrell Learning and Teaching Center	2005	2	Teaching			Tan	Buff	
69	METRO Garage	2006	2	Parking					
41	4515 McKinley Research Building	2013	2	Research				Tan	
47	4522 McKinley Avenue	2014	2	Support					
29	MCC	2016	2	Support				Tan	
15	Health Administration Program		2	Support			Brown	Buff	
90	Ambulatory Cancer Building	2023	2	Clinical					
	UHSP 38 Jones Hall						Red-Orange, Medium Ironspot, Manganese Ironspot	Buff	
	UHSP 61 South Residence Hall						Tan, Orange, Brown	Buff	
	UHSP 97 Garage						Red-Orange		
	UHSP 75 Academic Research Building						Manganese Ironspot, Brown		
	UHSP 84 Recreation and Student Center						Manganese Ironspot		

COLORS

#	MATERIALS									
	GRANITE	UNKNOWN	SLATE	PRE-CAST CONCRETE	CONCRETE	METAL	EIFS / STUCCO	GLASS	MULLIONS	SPANDREL GLASS
1						Medium Bronze		Light Bronze	Medium Bronze	
3						Medium Bronze		Light Bronze	Medium Bronze	
182						Dark Gray, Tan Corrugated		Dark Gray	Dark Gray	
8		MuLighti-Color Mosaics						Clear	Brown	Brown
7								Clear	Brown	
181	Gray				Buff			Bronze, Bronze Reflective	Medium Bronze	
25					Exposed Aggregate			Light Bronze	Medium Bronze	
70							Buff	Bronze	Medium Bronze	
2								Clear	Clear Aluminum	
10						Turquoise, Blue-Green		Blue-Green, Clear	Clear Aluminum	
27					Painted White		White	Clear	Clear Aluminum	
64		Black Details					Buff	Medium Gray, Obscure Clear	Clear Aluminum, Dark Bronze	
12						Medium Bronze		Bronze	Medium Bronze	
44						Buff				
13	Brown			Buff		Medium Bronze		Rose Reflective	Medium Bronze	
54							Yellow	Clear	White	
63						Buff	Light Clay, Medium Clay	Dark Gray	Red	
82					Sandblasted		Buff	Green, Bronze	White, Medium Bronze	
11						Champagne Metallic, Silver Metallic		Green-Blue	Clear Aluminum	
18						Buff, Silver Metallic, Dark Gray		Dark Gray, Medium Gray Reflective	Medium Gray	Dark Gray, Medium Gray Reflective
24						White		Green-Blue	White	
26						Dark Gray	Buff	Green-Blue, Clear	White	
39	Brown			Buff, Pink		Silver Metallic		Clear	Clear Aluminum	Green-Blue
46							Light Clay, Medium Clay	Dark Gray	Black	
98	Gray				Plain	Champagne Metallic		Green-Blue	Clear Aluminum	Green-Blue
69				Buff, Pink	Plain			Clear	Clear Aluminum	
41						Gray		Blue-Green, Blue-Green Frit	Clear Aluminum	Blue-Green
47					Plain		Tan, Taupe	Green-Blue	Medium Bronze	Light Green-Blue
29		Orange Padauk Wood at Entrance			Plain at Base	Silver Metallic		Clear, Deep Blue	Clear Aluminum	Deep Blue
15		Multi-Color Lap Siding						Clear, Bronze	White, Bronze	
90										
								Clear	Clear Aluminum	
								Light Gray, Clear	White	
				Plain, Sandblasted				Gray Reflective	Medium Bronze	
				Board ForMedium				Dark Gray, Butt Glazed		Dark Gray, Butt Glazed
	Buff, Taupe							Clear Reflective	Butt Glazed	Clear Reflective

TIER 2: Aerial Views



South Aerial View of Tier 2. The CID with its red-orange terra cotta roofs is seen along Hwy. 64/40.



Southwest Aerial View of Tier 2. The medium tan structures of the Medical School can be seen with the MMC in the background.



West Aerial View of Tier 2. Clayton Ave. and McKinley intersect with Euclid, the western boundary of Tier 2.



West Aerial View of Tier 2. The tan and brown brick of the School of Medicine are seen on the North and South Buildings as well as Becker Medical Library and McDonnell Sciences.

TIER 2: Aerial Views



West Aerial View of Tier 2 UHSP campus with MMC to the right, bounding Hope Plaza.



Northeast Aerial View of Tier 2



Northeast Aerial View of Tier 2. The UHSP campus can be seen within Tier 2. UHSP is identified both by form and color of material.



Northeast Aerial View of Tier 2. UHSP with MMC in the background.

TIER 2: Aerial Views



East Aerial View of Tier 2. Raised pedestrian walkways connect the parking structures within Tier 3 with Tiers 2 & 1.



East Aerial View of Tier 2. Greenspace is bounded by 4515 McKinley Building, McDonnell Specialized Research Building, and the East Building.



East Aerial View of Tier 2. The service corridor is seen between Clayton Ave. and McKinley Ave.

TIER 2: STREET VIEWS



Euclid Ave. - View South



Euclid Ave. - View North



Euclid Ave. - View North



Forest Park Parkway - View North



Parkview Pl. - View West



Children's Pl. - View West



Children's Pl. - View East



Scott Ave. - View West



McKinley Ave. - View East



McKinley Ave. - View West



Clayton Ave. - View East



Taylor Ave. - View South



Taylor Ave. - View South

TIER 3





TIER 3

BUILDING LIST

	App Pg
36 Goldfarb College of Nursing	A-98
42 620 S. Taylor Avenue	A-92
45 4480 Clayton Avenue	A-94
51 Shriner's Hospital	A-102
62 Clayton Parking Garage	A-93
66 4444 Forest Park Parkway	A-95
74 Duncan/Taylor Garage	A-90
76 4488 Forest Park Parkway	A-89
77 East Garage	A-99
78 Child Development Center	A-103
79 East Staff Garage	A-100
81 Rehabilitation Institute of St. Louis	A-96
91 The Newstead Facility	A-101
94 Taylor Avenue Building TAB	A-91

PUBLIC REALM LIST

J Goldfarb Plaza	A-97
------------------	------

OTHER

BJH P - Barnes-Jewish Hospital
 WUSM P - Medical School

ENLARGED TIER 3 MAP



Building Ownership

- BJC
- Washington University School of Medicine
- BJC and WUSM
- Other



Building Functions

- Clinical
- Parking
- Research
- Support
- Teaching
- Greenspace



Pedestrian and Vehicular Access and Approach

- Parking Structure
- Patient Drop-Off
- MetroLink Station
- MetroLink
- Roads



Building Heights

- 8+ Floors
- 6-7 Floors
- 3-5 Floors
- 1-2 Floors

TIER 3: FACADE VIEW OVERVIEW



Taylor Avenue - West Facades



Taylor Avenue - West Facades



Taylor Avenue - West Facades



Forest Park Parkway - North Facades




Duncan Avenue - South Facades



Duncan Avenue - North Facades



Clayton Avenue - South Facades



Clayton Avenue - North Facades



Newstead Avenue - East Facades

OBSERVATION SUMMARY EXPLANATION

Overall Tier Characteristics

- Identity
 - Tier 3 is marked by large parking structures for staff and personnel that occupy Tiers 1 & 2.
 - Tier 3 also contains research, teaching, and clinical functions.
- Density
 - While consisting primarily of major parking structures, Tier 3 has more open space, surface parking and through streets than Tier 2 and is of moderate density. Structures are primarily Mid and Low-Rise.
- Greenspace
 - Greenspace exists along streets and walkways.
 - Plazas are associated with individual structure such as the Goldfarb School of Nursing and the 4444 Building.
- Functions
 - Visitor & Staff Parking
 - Research
 - Teaching
 - Support
- Ownership
 - While Ownership remains primarily BJC and Washington University School of Medicine, Shriner's Hospital, The Rehabilitation Institute, and the Newstead Facility also occupy property within the Tier.



- Exterior Material Summary

Southern Border:

- Pre-Cast Concrete Buff, Pink
- Concrete Plain
- EIFS/Stucco Tan, Taupe
- Glazing Gray Reflective, Blue Reflective, Clear

Western Border:



- Brick Orange, Tan, Glass Block, Painted Taupe
- Limestone Buff, Buff Blend
- Pre-Cast Concrete Buff, Pink, Gray CMU
- Glazing Green-Blue, Gray Reflective, Clear, Dark Gray
- Metal Panels Gray Metallic, Silver Metallic

Northern Border:

- Brick Orange, Medium Tan Blend, Black, Brown
- Limestone Buff, Buff Blend
- Pre-Cast Concrete Buff, Pink
- Glazing Green-Blue, Clear, Blue, Dark Gray
- Metal Panels Gray Metallic, Black, Gray Perforated

Eastern Border:

- Brick Black, Brown, Buff
- EIFS/Stucco Tan, Taupe
- Glazing Blue Reflective, Dark Gray, Gray Reflective, Light Bronze
- Metal Panels Silver Metallic, Silver Metallic Corrugated, Black, White



Materials Photos

TIER 3: COMMON MATERIALS

Brick



Black Brick



Brown Brick



Buff Brick



Medium Tan Blend Brick



Orange Brick



Painted Taupe Brick




Tan Brick




Glass Block

Limestone



Buff Limestone



Buff Blend Limestone

Pre-Cast Concrete




Buff Pre-Cast Concrete



Exposed Aggregate Pre-Cast Concrete



Pink Pre-Cast Concrete



Sand-Blasted Pre-Cast Concrete




Gray CMU Smooth Block




Gray CMU Split Block

EIFS/Stucco



Buff EIFS




Tan EIFS



Tan Stucco



Taupe EIFS




White EIFS


Glass



Blue Glass




Blue Reflective Glass



Clear Butt Glazed Glass




Clear Glass



Dark Gray Glass



Gray Glass




Gray Reflective


Glass



Green-Blue Glass



Light Bronze



Light Bronze Butt
Glazed Glass

Spandrel Glass



Gray Butt Glazed
Spandrel



Green-Blue Spandrel

SUMMARY

While development of this Tier is less than Tiers 1 & 2, Materials and colors are generally derivative of those in Tier 1 and 2. There is an increased use of pre-cast concrete due to the number of parking structures within this tier.

TIER 3: BUILDING MATERIALS & PALETTE SUMMARY - by Building

#	BUILDING	DATE	TIER	PRIMARY USE	TARGETED FOR DEMO	OBSCURED BY ADJ. BLDGS.	MATERIALS		
							BRICK	LIMESTONE	TERRA COTTA
36	Goldfarb College of Nursing	2007	3	Teaching				Buff Blend	
42	620 S. Taylor Avenue	2014	3	Clinical			Orange, Tan	Buff	
45	4480 Clayton Avenue	1967/ 2018	3	Support			Painted Taupe, Glass Block		
51	Shriner's Hospital	2014	3	Clinical					
62	Clayton Parking Garage	1991	3	Parking					
66	4444 Forest Park Parkway	1975	3	Research			Black, Brown		
74	Duncan/Taylor Garage	1980	3	Parking					
76	4488 Forest Park Parkway	1956	3	Clinical			Orange		
77	East Garage	1997	3	Parking			Buff		
78	Child Development Center	1997	3	Support			Buff		
79	East Staff Garage	2014	3	Parking					
81	Rehabilitation Institute of St. Louis	2001	3	Clinical			Medium Tan Blend	Buff	
91	The Newstead Facility	1976	3	Support					
94	Taylor Avenue Building TAB		3	Research			Orange	Buff	

COLORS

#	MATERIALS									
	GRANITE	UNKNOWN	SLATE	PRE-CAST CONCRETE	CONCRETE	METAL	EIFS / STUCCO	GLASS	MULLIONS	SPANDREL GLASS
36				Buff		Gray Metallic		Green-Blue	Clear Aluminum	Green-Blue
42						Silver Metallic		Green-Blue	Clear Aluminum	
45							Tan, Taupe	Gray Reflective	Clear Aluminum	
51						Silver Metallic	Tan	Blue Reflective	Clear Aluminum	
62				Pink, Buff				Clear Butt Glazed		Gray Butt Glazed
66						Black		Dark Gray	Black	
74				Gray CMU, Split Faced, Smooth Faced	Plain			Dark Gray	Bronze	
76				Pink		Red Cols, Gray Perf		Clear, Green- Blue	Clear Aluminum	Dark Gray
77				Exposed Aggregate	Plain			Light Bronze Butt Glazed	Green-Blue	
78						Multi- Colored Steel, Silver Metallic Corrugated		Light Bronze	Clear Aluminum	
79				Sandblasted	Plain			Green-Blue	Clear Aluminum	
81							Buff, White	Blue	White	
91					Plain	White		Gray	White	
94						Silver Metallic, White		Green-Blue	Clear Aluminum	

COLORS

TIER 3: BUILDING MATERIALS & PALETTE SUMMARY - by Construction Date

#	BUILDING	DATE	TIER	PRIMARY USE	TARGETED FOR DEMO	OBSCURED BY ADJ. BLDGS.	MATERIALS		
							BRICK	LIMESTONE	TERRA COTTA
76	4488 Forest Park Parkway	1956	3	Clinical			Orange		
45	4480 Clayton Avenue	1967/ 2018	3	Support			Painted Taupe, Glass Block		
66	4444 Forest Park Parkway	1975	3	Research			Black, Brown		
	The Newstead Facility	1976	3	Support					
74	Duncan/Taylor Garage	1980	3	Parking					
62	Clayton Parking Garage	1991	3	Parking					
77	East Garage	1997	3	Parking			Buff		
78	Child Development Center	1997	3	Support			Buff		
81	Rehabilitation Institute of St. Louis	2001	3	Clinical			Medium Tan Blend	Buff	
36	Goldfarb College of Nursing	2007	3	Teaching				Buff Blend	
42	620 S. Taylor Avenue	2014	3	Clinical			Orange, Tan	Buff	
51	Shriner's Hospital	2014	3	Clinical					
79	East Staff Garage	2014	3	Parking					
94	Taylor Avenue Building TAB		3	Research			Orange	Buff	

COLORS

#	MATERIALS									
	GRANITE	UNKNOWN	SLATE	PRE-CAST CONCRETE	CONCRETE	METAL	EIFS / STUCCO	GLASS	MULLIONS	SPANDREL GLASS
76				Pink		Red Cols, Gray Perf		Clear, Green-Blue	Clear Aluminum	Dark Gray
45							Tan, Taupe	Gray Reflective	Clear Aluminum	
66						Black		Dark Gray	Black	
91					Plain	White		Gray	White	
74				Gray CMU, Split Faced, Smooth Faced	Plain			Dark Gray	Bronze	
62				Pink, Buff				Clear Butt Glazed		Gray Butt Glazed
77				Exposed Aggregate	Plain			Lt Bronze Butt Glazed	Green-Blue	
78						Multi-Colored Steel, Silver Metallic Corrugated		Lt Bronze	Clear Aluminum	
81							Buff, White	Blue	White	
36				Buff		Gray Metallic		Green-Blue	Clear Aluminum	Green-Blue
42						Silver Metallic		Green-Blue	Clear Aluminum	
51						Silver Metallic	Tan	Blue Reflective	Clear Aluminum	
79				Sandblasted	Plain			Green-Blue	Clear Aluminum	
94						Silver Metallic, White		Green-Blue	Clear Aluminum	

COLORS

TIER 3: Aerial Views




South Aerial View of Tier 3. Shriners' Hospital along Hwy 64/40. Tier 3 has more open space and surface parking.



Southwest Aerial View of Tier 3. Major parking structures support staff working in Tiers 1 & 2.



Northwest Aerial View of Tier 3. The Institute for Public Health and surrounding structured and surface parking.



West Aerial View of Tier 3. The Institute for Public Health and surrounding structured and surface parking.

TIER 3: Aerial Views



West Aerial View of Tier 3



West Aerial View of Tier 3. The Goldfarb School of Nursing is seen with the 4444 Building in the background.



Northeast Aerial View of Tier 3. The 4444 Building is seen along Forest Park Parkway.




East Aerial View of Tier 3

TIER 3: Aerial Views



East Aerial View of Tier 3. Shriners' Hospital and the Newstead Facility occupy the southeast portion of Tier 3.



Southeast Aerial View of Tier 3

TIER 3: STREET VIEWS



Taylor Ave. -
View South



Taylor Ave. -
View North



Forest Park Parkway
- View North



Parkview Pl. -
View East



Duncan Ave. -
View West



Clayton Ave. -
View East



Clayton Ave. -
View West



Newstead Ave. -
View South



Newstead Ave. -
View North



Newstead Ave. -
View North

TIER 4



TIER 4

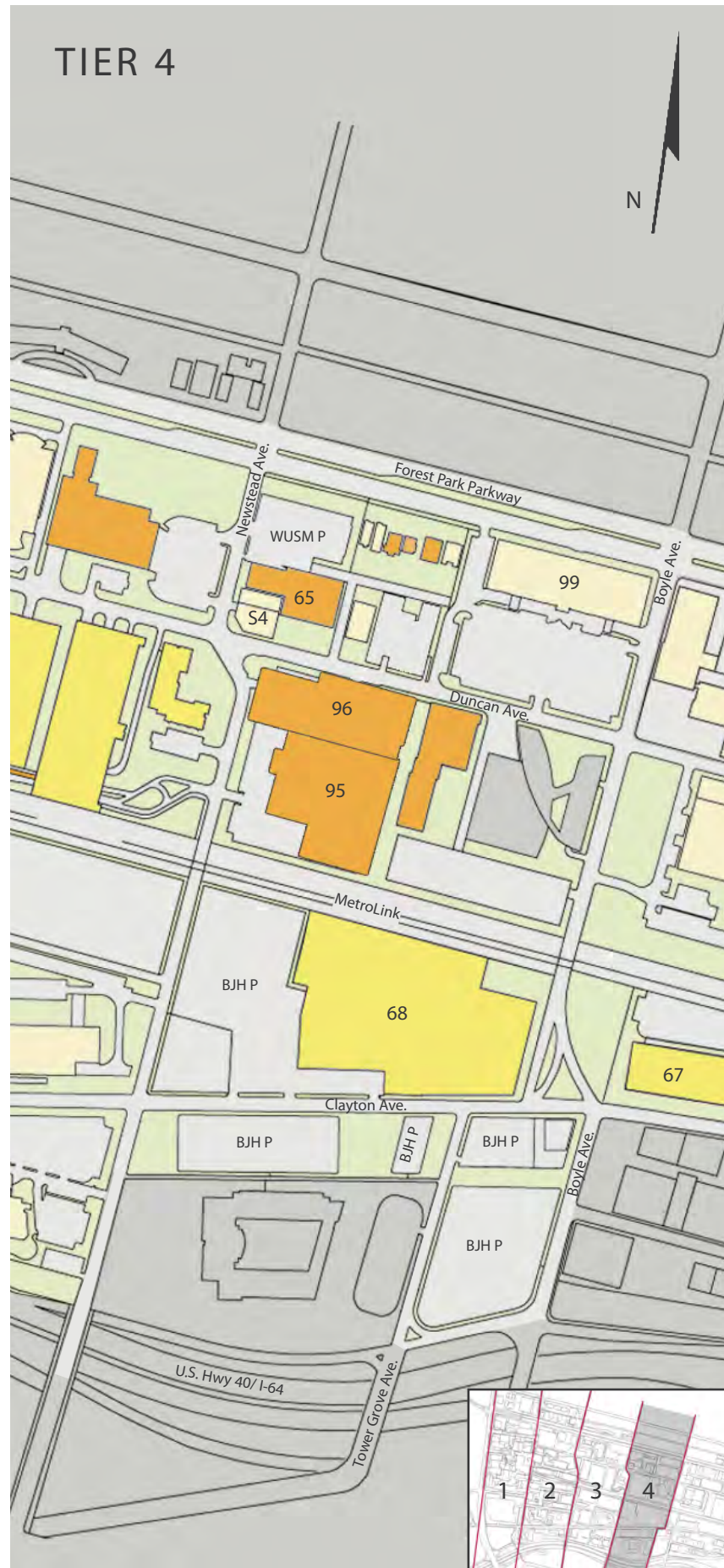


BUILDING LIST

		App Pg
65	Genome Data Center	A-107
67	BJC at the Commons	A-114
68	Clayton Avenue Building	A-112
95	NRB Garage	A-109
96	Neuroscience Research Building	A-108
99	CORTEX 1	A-110

OTHER

BJH P	- Barnes-Jewish Hospital
WUSM P	- Medical School
S4	4444 Substation



ENLARGED TIER 4 MAP



Building Ownership

- BJC
- Washington University School of Medicine
- BJC and WUSM
- Other



Building Functions

- Clinical
- Parking
- Research
- Support
- Teaching
- Greenspace



Pedestrian and Vehicular Access and Approach

- Parking Structure
- Patient Drop-Off
- MetroLink Station
- MetroLink
- Roads
- ↑ Major Access Points



Building Heights

- 8+ Floors
- 6-7 Floors
- 3-5 Floors
- 1-2 Floors

TIER 4: FACADE VIEW OVERVIEW



Newstead Avenue - West Facades



Newstead Avenue - Southwest Facades



Forest Park Parkview - North Facades



Duncan Avenue - South Facades



Duncan Avenue - North Facades



Boyle Avenue - Northwest Facades



Boyle Avenue - Southwest Facades



Clayton Avenue - South Facades

OBSERVATION SUMMARY EXPLANATION

Overall Tier Characteristics

- Identity

The parking structures of Tier 3 give way to surface parking supporting individual buildings in Tier 4. Buildings are generally mid and low-rise. The character is similar to a suburban office park.
- Zoning, Density


Tier 4 is the lowest density of the four tiers, consisting of through streets, buildings with yard setbacks, greenspace and surface parking.
- Greenspace

Greenspace exists primarily along streets, walkways, and yard setbacks.

There are greenspaces developed by other Owners within the tier.
- Functions

Visitor & Staff Parking
Research
Support
- Ownership

While Ownership remains primarily BJC and Washington University School of Medicine, there is mixed Ownership within this tier.



- Exterior Material Summary

Southern Border:

Pre-Cast Concrete White, Tan, Gray, Plain CMU
 Metal Silver Perforated, Silver Metallic
 Glazing Blue-Green, Gray

Northern Border:

Pre-Cast Concrete White, Gray
 Glazing Green
 Metal Silver Metallic

Western Border:

Brick Brown, Black, Red, Glass Block
 Glazing Clear, Light Blue
 Metal Weathered Zinc, Wash U Red



Materials Photos

TIER 4: COMMON MATERIALS

Brick



Black Brick



Brown Brick



Red Brick



Glass Block

Pre-Cast Concrete



Gray Pre-Cast



Tan Pre-Cast



White Pre-Cast



Plain CMU Block

EIFS/Stucco



White Stucco

Glass



Clear Glass



Blue-Green Glass



Gray Glass




Green Glass


Spandrel Glass



Blue-Green Spandrel



Light Green Spandrel



Light Blue Spandrel

SUMMARY

Materials and colors in Tier 4 are less consistent with Tiers 1 through 3.

This can be attributed to the following:
 Development of this area is very recent, so less is built.
 Planning is less dense and more suburban than other tiers.
 There is greater diversity of Ownership.

Metal Panels



Weathered Zinc



Wash U Red

TIER 4: BUILDING MATERIALS & PALETTE SUMMARY - by Building

#	BUILDING	DATE	TIER	PRIMARY USE	TARGETED FOR DEMO	OBSCURED BY ADJ. BLDGS.	MATERIALS			
							BRICK	LIMESTONE	TERRA COTTA	
65	Genome Data Center	2008	4	Research			COLORS	Glass Block, Red, Brown, Black		
67	BJC at the Commons		4	Support						
68	Clayton Avenue Building		4	Support						
95	NRB Garage	2023	4	Parking						
96	Neuroscience Research Building	2023	4	Research						
99	CORTEX 1	2006	4	Research						

TIER 4: BUILDING MATERIALS & PALETTE SUMMARY - by Construction Date

#	BUILDING	DATE	TIER	PRIMARY USE	TARGETED FOR DEMO	OBSCURED BY ADJ. BLDGS.	MATERIALS			
							BRICK	LIMESTONE	TERRA COTTA	
99	CORTEX 1	2006	4	Research			COLORS			
65	Genome Data Center	2008	4	Research				Glass Block, Red, Brown, Black		
67	BJC at the Commons		4	Support						
68	Clayton Avenue Building		4	Support						
95	NRB Garage	2023	4	Parking						
96	Neuroscience Research Building	2023	4	Research						

#	MATERIALS									
	GRANITE	UNKNOWN	SLATE	PRE-CAST CONCRETE	CONCRETE	METAL	EIFS / STUCCO	GLASS	MULLIONS	SPANDREL GLASS
65						Black				
67				White, Tan, Gray		Silver Perforated, Silver Metallic		Blue-Green	Clear Auminum, White	Blue-Green
68				Plain CMU			White	Gray	Medium Bronze	
95						Weathered Zinc, Wash U Red			Charcoal	
96						Weathered Zinc, Wash U Red		Clear	Silversmith, Charcoal	Light Blue
99				White, Gray		Silver Metallic		Green	Clear Aluminum	Light Green

COLORS

#	MATERIALS									
	GRANITE	UNKNOWN	SLATE	PRE-CAST CONCRETE	CONCRETE	METAL	EIFS / STUCCO	GLASS	MULLIONS	SPANDREL GLASS
99				White, Gray		Silver Metallic		Green	Clear Aluminum	Light Green
65						Black				
67				White, Tan, Gray		Silver Perforated, Silver Metallic		Blue-Green	Clear Auminum, White	Blue-Green
68				Plain CMU			White	Gray	Medium Bronze	
95						Weathered Zinc, Wash U Red			Charcoal	
96						Weathered Zinc, Wash U Red		Clear	Silversmith, Charcoal	Light Blue

COLORS

TIER 4: Aerial Views



South Aerial View of Tier 4



Southwest Aerial View of Tier 4. The Clayton Ave. Building can be seen along Clayton Ave.



West Aerial View of Tier 4. Open space, surface parking and mid & low-rise characterize Tier 4.



West Aerial View of Tier 4

TIER 4: Aerial Views



Southwest Aerial View of Tier 4



West Aerial View of Tier 4



North Aerial View of Tier 4



Northeast Aerial View of Tier 4. The Cortex facility can be seen along Forest Park Parkway.

TIER 4: Aerial Views



Northeast Aerial View of Tier 4



Southwest Aerial View of Tier 4



Southwest Aerial View of Tier 4. The BJC Commons can be seen with its surface parking and the Clayton Avenue Building in the background.



South Aerial View of Tier 4

TIER 4: STREET VIEWS



Newstead Ave. -
View South



Newstead Ave. -
View North



Forest Pk Pkwy. -
View West



Forest Pk Pkwy. -
View East



Duncan Ave. -
View West



Duncan Ave. -
View East



Duncan Ave. -
View West



Clayton Ave. -
View East



Clayton Ave. -
View West



Boyle Ave. - View
North



Boyle Ave. -
View South



Boyle Ave. -
View North



Boyle Ave. -
View North

WASHINGTON UNIVERSITY MEDICAL CAMPUS



APPENDIX

Architectural Context Study - 2nd Edition

January 2022

hkwarchitects

APPENDIX

The appendix is organized by tier and contains detailed information on each Item (Building and Greenspace). These Items appear on the pages corresponding to the streetscape on which they are located. Page numbers for each Item can be found in the Index by Item Number, the Index by Item Name, and on the Tier Maps.

Building information includes:

Location of the building or amenity within the streetscape and tier

Name of building

Function

Age

Architect

Current replacement value

Adjacencies & relationships with adjoining buildings

Exterior color palette & materials

Notable public realm amenities

Images of building & major materials

TABLE OF CONTENTS

Tier 1		A-3
Tier 2		A-43
Tier 3		A-87
Tier 4		A-105
Former Buildings		A- 117
Major Building Materials - Past Ten Years	PLACEHOLDER	A-122
Current Public Realm Standards	PLACEHOLDER	A-123
Building and Greenspace Index by Item Number		A-124
Building and Greenspace Index by Item Name		A-125

TIER 1 - APPENDIX





TIER 1

BUILDING LIST

	App Pg	
4	BJC Institute of Health at WUSM	A-29
5	Maternity Hospital	A-23
6	McMillan Hospital	A-24
9	Irene Walter Johnson Institute of Rehab	A-27
14	West Building	A-28
16	McDonnell Pediatric Research	A-31
17	Renard Hospital	A-33
19	Mallinckrodt Institute of Radiology	A-34
20	Clinical Sciences Research Building	A-19
21	Wohl Clinic	A-35
22	Wohl Hospital	A-36
23	Peters Building	A-37
28	Barnes Service Building	A-38
33	Shoenberg Pavilion	A-15
35	Center for Advanced Medicine	A-16
37	Center for Outpatient Health (COH)	A-14
43	Northwest Tower	A-8
48	SLCH Garage	A-9
49	SLCH Hospital	A-6
50	Barnard Hospital	A-39
53	Barnes Hospital Central	A-40
55	Forest Park/Laclede Garage	A-13
57	Southwest Tower	A-10
58	Power Plant	A-17
59	Rand Johnson	A-20
71	East Pavilion	A-22
72	West Pavilion	A-21
73	Subsurface Garage	A-26
86	CSRB-North Tower Addition	A-18
92	Parkview Tower	A-5
#TBD	BJC Phase 3 Tower	A-11

PUBLIC REALM LIST

A	Forest Park - Hudlin Park	A-12
B	McMillan Plaza	A-25
C	Hope Plaza	A-30
D	Children's Plaza	A-7
E	McDonnell Pediatric Research Plaza	A-32

OTHER

H	Heliport
WUSM P	Medical School Surface Parking Lot
S1	CSRB Substation

ENLARGED TIER 1 MAP

TIER 1: KINGSHIGHWAY BLVD. STREET VIEW (WEST FACADES)



Forest Park Parkway
 Parkview Place
 49
 D
 Children's Place
 43
 48
 57
 52/#TBD
 Barnes-Jewish Hospital Plaza
 A

(See Appendix - Former Building) / (Future Construction)

92

PARKVIEW TOWER

1 Parkview PI F1

Function
 Age
 Architect
 CRV
 Adjacencies & Relationships with Adjoining Buildings
 Exterior Color Palette & Materials

Clinical
 2018
 HOK
 \$2,868,129
 Connects to adjacent buildings internally and with a skybridge

Limestone
 Metal
 Glazing
 Mullions
 Spandrel Glass

Tan
 Gray
 Dark Blue-Green, Clear, Green-Blue
 Frosted
 Dark Gray
 Dark Blue-Green, Light Gray, Frosted Medium Green-Blue

Notable Public Realm Amenities

Across the street from Forest Park




West Facade



North Facade




Southwest Facade



Metal Spandrels



Glazing



Limestone, Glazing

TIER 1: KINGSHIGHWAY BLVD. STREET VIEW (WEST FACADES)



Forest Park Parkway 92 Parkview Place Children's Place 43 48 57 52/#TBD Barnes-Jewish Hospital Plaza A

(See Appendix - Former Building) / (Future Construction)

49

ST. LOUIS CHILDREN'S HOSPITAL

1 Children's Place

Function
Age
Architect
CRV
Adjacencies & Relationships with Adjoining Buildings

Clinical
1981/2018
The Hoffman Partnership/HOK
\$15,385,423
Connected with adjacent buildings internally and with a skybridge

Exterior Color Palette & Materials

Brick	Tan
Limestone	Buff, Tan
Metal	Blue Corrugated
Glazing	Bronze, Dark Blue-Green
Mullions	Clear Aluminum, Bronze
Spandrel Glass	Blue-Green

Notable Public Realm Amenities

Adjacent to Children's Plaza and across the street from Forest Park




Southwest Facade




Northwest Facade




Brick, Limestone, Metal, Glazing



Brick, Glazing



Limestone




Roof Garden



Glazing, Spandrel Glass

TIER 1: KINGSHIGHWAY BLVD. STREET VIEW (WEST FACADES)




D
PUBLIC REALM

CHILDREN'S PLAZA



Southeast View

TIER 1: KINGSHIGHWAY BLVD. STREET VIEW (WEST FACADES)



Forest Park Parkway 92 Parkview Place 49 D Children's Place 48 57 52/#TBD Barnes-Jewish Hospital Plaza A

(See Appendix - Former Building) / (Future Construction)

43

NORTHWEST TOWER

4990 Children's Place

Function
Age
Architect
CRV
Adjacencies & Relationships with Adjoining Buildings

Support
2006
ACI-Boland
\$64,083,590

Connected with adjacent building with a skybridge

Exterior Color Palette & Materials

Granite	Gray, Brown
Pre-Cast Concrete	Buff-Pink
Metal	Silver Metallic
Glazing	Gray, Green-Blue
Mullions	Clear Aluminum
Spandrel Glass	Green-Blue

Notable Public Realm Amenities


Across the street from Forest Park




West Facade



North Facade




Pre-Cast, Granite, Metal




Pre-Cast, Metal, Glazing



Metal




Metal, Glazing



Precast, Granite, Glazing

TIER 1: KINGSHIGHWAY BLVD. STREET VIEW (WEST FACADES)



Forest Park Parkway 92 Parkview Place 49 D Children's Place 43 48 57 52/#TBD Barnes-Jewish Hospital Plaza A

(See Appendix - Former Building) / (Future Construction)

48

SLCH GARAGE

1 Children's Place

Function

Age

Architect

CRV

Adjacencies & Relationships with Adjoining Buildings

Exterior Color Palette & Materials

Notable Public Realm Amenities

Parking

2001

Walker Parking Consultants

Connected internally to adjacent buildings

Pre-Cast Concrete

Granite

Metal

Glazing

Mullions

Buff-Pink

Brown

Silver Metallic


Green-Blue

Clear Aluminum

Across the street from Forest Park



Southwest Facade



Pre-Cast Concrete, Glazing

TIER 1: KINGSHIGHWAY BLVD. STREET VIEW (WEST FACADES)



Forest Park
Parkway

92

Parkview Place

49

D

Children's Place

48

48

52/#TBD

(See Appendix -
Former Building)
/ (Future
Construction)

Barnes-Jewish
Hospital Plaza

A

57

SOUTHWEST TOWER

500 S. Kingshighway Blvd.

Function

Clinical/Research

Age

2001

Architect

HOK/Chiodini/Lawrence Group

CRV

\$57,551,023

Adjacencies & Relationships with
Adjoining Buildings

Connects to adjacent buildings internally and with a
skybridge

Exterior Color Palette & Materials

Granite

Brown

Pre-Cast Concrete

Buff-Pink

Metal

Silver Metallic

Glazing

Green-Blue

Mullions

Clear Aluminum

Spandrel Glass


Green-Blue

Notable Public Realm Amenities

Across the street from Forest Park




West Facade



Pre-Cast Concrete,
Metal, Glazing



Metal



Pre-Cast Concrete,
Granite, Metal

TIER 1: KINGSHIGHWAY BLVD. STREET VIEW (WEST FACADES)



Forest Park
Parkway

92

Parkview Place

49

D

Children's Place

48

57

52/#TBD

(See Appendix -
Former Building)
/ (Future
Construction)

Barnes-Jewish
Hospital Plaza

A

#TBD

BJC PHASE 3 TOWER

1 Barnes-Jewish Hospital Plaza

Function

Age

Architect

CRV

Adjacencies & Relationships with
Adjoining Buildings

Exterior Color Palette & Materials

Clinical

Under Construction

Cannon

Limestone
Pre-Cast Concrete
Metal
Glazing

Mullions
Spandrel Glass

Tan
Gray
Dark Blue-Green, Clear,
Green-Blue Frosted
Dark Gray
Dark Blue-Green, Light
Gray, Frosted Medium
Green-Blue

Notable Public Realm Amenities

Across the street from Forest Park



Southwest Facade

TIER 1: KINGSHIGHWAY BLVD. STREET VIEW (WEST FACADES)



Forest Park
Parkway

92

Parkview Place

49

D

Children's Place

48

48

57

52/#

(See Appendix -
Former Building)
/ (Future
Construction)

Barnes-Jewish
Hospital Plaza

A
PUBLIC REALM

FOREST PARK



Western Border




South Aerial View



West Aerial View

TIER 1: FOREST PARK PARKWAY STREET VIEW (SOUTH FACADES)



37

Euclid Ave.

55

BJHN - FOREST PARK/LACLEDE GARAGE

216 S. Kingshighway Blvd.

Function

Parking

Age

1993

Architect

Murphy Downey Wofford & Richman

CRV

Adjacencies & Relationships with
Adjoining Buildings

Connected with adjacent buildings with a skybridge

Exterior Color Palette & Materials

Brick

Red-Brown

Limestone

Buff

Pre-Cast Concrete

Buff

Glazing

Bronze

Mullions

Clear Aluminum



South Facade



East Facade




Brick, Glazing



Brick, Pre-Cast Concrete

TIER 1: FOREST PARK PARKWAY STREET VIEW (SOUTH FACADES)



37

BJHN-CENTER FOR OUTPATIENT HEALTH (COH)

4901 Forest Park Blvd.

Function

Clinical/Support

Age

2011

Architect

Christner, Inc.

CRV

\$85,490,486

Adjacencies & Relationships with
Adjoining Buildings

Connected with adjacent building with a skybridge

Exterior Color Palette & Materials

Pre-Cast Concrete
Metal

Buff-Pink
Medium Silver Metallic,
Silver Metallic

Glazing

Green-Blue

Mullions

Medium Clear Aluminum

Spandrel Glass

Green-Blue



South Facade



Southeast Facade



Pre-Cast Concrete, Glazing, Spandrel Glass

TIER 1: FOREST PARK PARKWAY STREET VIEW (NORTH FACADES)



Euclid Ave.

35

See Parkview Place Street View (South Facade)

92

(Under Constr.)

See Kingshighway Blvd. Street View

Kingshwy Blvd.

33

BJHN-SHOENBERG PAVILION

216 S. Kingshighway Blvd.

Function

Clinical

Age

1971

Architect

Schwarz & Henmi

CRV

\$759,120

Adjacencies & Relationships with Adjoining Buildings

Connected with adjacent buildings internally

Exterior Color Palette & Materials

Brick

Red-Brown

Pre-Cast Concrete

Buff

Metal

Bronze

EIFS/Stucco

Buff

Glazing

Bronze

Mullions


Medium Bronze

Spandrel Glass

Dark Gray



North Facade



Brick, Pre-Cast Concrete, Glazing, Spandrel Glass

TIER 1: PARKVIEW PLACE STREET VIEW (SOUTH FACADE)



35

Euclid Ave.

35

CENTER FOR ADVANCED MEDICINE

4921 Parkview Place


Function	Clinical	
Age	2001	
Architect	HOK/Cannon Design	
CRV	\$122,767,441	
Adjacencies & Relationships with Adjoining Buildings	Connects with adjacent buildings internally and with 3 skybridges	
Exterior Color Palette & Materials	Granite	Brown
	Pre-Cast Concrete	Buff-Pink
	Metal	Medium Silver Metallic
	Glazing	Green-Blue, Clear
	Mullions	Medium Clear Aluminum
	Spandrel Glass	Green-Blue



Northeast Facade




Southeast Facade




Pre-Cast Concrete, Metal, Glazing



Metal



Granite, Pre-Cast Concrete



Pre-Cast Concrete, Metal, Glazing

TIER 1: PARKVIEW PLACE STREET VIEW (NORTH FACADES)



Euclid Ave.

86

58

BJHN-STEAM PLANT

216 S. Kingshighway Blvd.

Function

Support

Age

1990

Architect

CRV

Exterior Color Palette & Materials

Pre-Cast Concrete

Buff (Textured)

Concrete

Buff

EIFS/Stucco

Buff

Glazing


Bronze

Mullions

Dark Bronze

Notable Public Realm Amenities

Adjacent to McDonnell Pediatric Research Plaza



North Facade



Southeast Facade

TIER 1: PARKVIEW PLACE STREET VIEW (NORTH FACADES)



Euclid Ave.

58

86

CSR-NORTH TOWER ADDITION

4925 Children's Place/307 N. Euclid

Function	Research								
Age	1996								
Architect	CUH2A								
CRV	\$170,743,274								
Adjacencies & Relationships with Adjoining Buildings	Connects to adjacent buildings internally and with skybridges								
Exterior Color Palette & Materials	<table border="0"> <tr> <td>Brick</td> <td>Brown</td> </tr> <tr> <td>Limestone</td> <td>Buff</td> </tr> <tr> <td>Glazing</td> <td>Bronze</td> </tr> <tr> <td>Mullions</td> <td>Medium Bronze</td> </tr> </table>	Brick	Brown	Limestone	Buff	Glazing	Bronze	Mullions	Medium Bronze
Brick	Brown								
Limestone	Buff								
Glazing	Bronze								
Mullions	Medium Bronze								
Notable Public Realm Amenities	Adjacent to Children's, Hope, and McDonnell Pediatric Research Plazas								




Northeast Facade



Southeast Facade



North Facade



Brick, Limestone, Glazing

TIER 1: CHILDREN'S PLACE STREET VIEW (NORTH FACADES)



43

See
Kingshighway
Blvd. Street
View

Kingshwy Blvd.

20

CLINICAL SCIENCES RESEARCH BUILDING

4939 Children's Place/4940 Parkview Place

Function
Age
Architect
CRV
Adjacencies & Relationships with
Adjoining Buildings

Research
1981
HOK
\$237,770,219
Connected with adjacent buildings internally and
with numerous skybridge

Exterior Color Palette & Materials

Brick	Brown
Limestone	Buff
Metal	Bronze
Glazing	Bronze
Mullions	Medium Bronze

Notable Public Realm Amenities

Adjacent to Hope and Children's Plazas



East Facade




Southeast Facade




North Facade



West Facade




Brick, Limestone, Metal, Glazing



Metal

TIER 1: BARNES-JEWISH HOSPITAL PLAZA STREET VIEW (SOUTH FACADES)



Kingshwy Blvd.

52/
#TBD
(See Appendix -
Former Building) /
(See Kingshighway
Blvd. Street View)

72

71

5

6/B

Euclid Ave.

59

BJHS - RAND-JOHNSON

1 Barnes-Jewish Hospital Plaza

Function

Clinical

Age

1930

Architect

Trueblood & Grey / Murphy & Mackey

CRV

\$1,942,954

Adjacencies & Relationships with
Adjoining Buildings

Connected with adjacent buildings internally and
with a skybridge

Exterior Color Palette & Materials

Brick

Orange-Ochre

Limestone

Buff

Glazing

Bronze

Mullions

Medium Bronze

Notable Public Realm Amenities

Across the Street from a Parking Garage and Forest




West Facade



Northwest Aerial View

TIER 1: BARNES-JEWISH HOSPITAL PLAZA STREET VIEW
(SOUTH FACADES)



Kingshwy Blvd.

52/ 59
#TBD
(See Appendix -
Former Building) /
(See Kingshighway
Blvd. Street View)

71

5

6/B

Euclid Ave.

72

BJHS - WEST PAVILION

1 Barnes-Jewish Hospital Plaza

Function
Age
Architect
CRV
Adjacencies & Relationships with
Adjoining Buildings
Exterior Color Palette & Materials
Notable Public Realm Amenities


Clinical
1977
Kenneth E. Wischmeyer & Partners
\$14,269,685
Connected with adjacent buildings internally and
with a skybridge
Brick
Limestone
Granite
Pre-Cast Concrete
Metal
Glazing
Mullions
Tan
Buff
Blue-Gray
Tan (Painted)
Medium Bronze
Bronze
Medium Bronze
Across the Street from a Parking Garage and Forest
Park



South Facade




Brick, Limestone, Pre-Cast Concrete, Glazing



Granite, Glazing

TIER 1: BARNES-JEWISH HOSPITAL PLAZA STREET VIEW (SOUTH FACADES)



Kingshwy Blvd.

52/ 59
#TBD
(See Appendix -
Former Building) /
(See Kingshighway
Blvd. Street View)

72

5

6/B

Euclid Ave.

71

BJHS - EAST PAVILION

1 Barnes-Jewish Hospital Plaza

Function

Clinical

Age

1970

Architect

Kenneth E. Wischmeyer & Partners

CRV

\$733,994

Adjacencies & Relationships with
Adjoining Buildings

Connected with adjacent buildings internally and with a
skybridge

Exterior Color Palette & Materials

Brick

Tan

Limestone

Buff

Granite

Blue-Gray

Pre-Cast Concrete

Tan (Painted)

Metal

Medium Bronze

Glazing

Bronze

Mullions

Medium Bronze

Notable Public Realm Amenities

Across the street from a Parking Garage and Forest Park



South Facade




Brick, Limestone, Pre-Cast Concrete, Glazing



Granite, Glazing

TIER 1: BARNES-JEWISH HOSPITAL PLAZA STREET VIEW
(SOUTH FACADES)



Kingshwy Blvd.

52/ 59
#TBD
(See Appendix -
Former Building) /
(See Kingshighway
Blvd. Street View)

72

71

6/B

Euclid Ave.

5

MATERNITY HOSPITAL

4911 Barnes-Jewish Hospital Plaza

Function

Support

Age

1925

Architect

La Beume & Klein

CRV

\$21,695,434

Adjacencies & Relationships with
Adjoining Buildings

Connected with adjacent buildings internally and
with a skybridge

Exterior Color Palette & Materials

Brick

Tan

Limestone

Buff

Glazing

Bronze

Mullions


Medium Bronze

Notable Public Realm Amenities

Adjacent to McMillan Plaza and across the street
from a Parking Garage and Forest Park



South Facade




Southeast Facade



Brick, Limestone, Glazing

TIER 1: BARNES-JEWISH HOSPITAL PLAZA STREET VIEW
(SOUTH FACADES)



Kingshwy Blvd.

52/ 59
#TBD
(See Appendix -
Former Building) /
(See Kingshighway
Blvd. Street View)

72

71

5

B

Euclid Ave.

6

MCMILLAN HOSPITAL

4901 Barnes-Jewish Hospital Plaza, 517 S. Euclid Avenue


Function	Research/Clinical												
Age	1929												
Architect	Jamison & Spearl												
CRV	\$77,327,209												
Adjacencies & Relationships with Adjoining Buildings	Connected with adjacent buildings internally and with a skybridge												
Exterior Color Palette & Materials	<table border="0"> <tr> <td>Brick</td> <td>Light Orange-Ochre</td> </tr> <tr> <td>Limestone</td> <td>Buff</td> </tr> <tr> <td>Terra Cotta</td> <td>Terra Cotta Tile</td> </tr> <tr> <td></td> <td>Roof</td> </tr> <tr> <td>Glazing</td> <td>Bronze</td> </tr> <tr> <td>Mullions</td> <td>Medium Bronze</td> </tr> </table>	Brick	Light Orange-Ochre	Limestone	Buff	Terra Cotta	Terra Cotta Tile		Roof	Glazing	Bronze	Mullions	Medium Bronze
Brick	Light Orange-Ochre												
Limestone	Buff												
Terra Cotta	Terra Cotta Tile												
	Roof												
Glazing	Bronze												
Mullions	Medium Bronze												
Notable Public Realm Amenities	Adjacent to McMillan Plaza and across the street												



South Facade




East Facade



Brick, Limestone, Glazing

TIER 1: BARNES-JEWISH HOSPITAL PLAZA STREET VIEW
(SOUTH FACADES)



Kingshwy Blvd.

52/ 59
#TBD
(See Appendix -
Former Building) /
(See Kingshighway
Blvd. Street View)

72

71

5

6

Euclid Ave.

B
PUBLIC REALM

MCMILLAN PLAZA



East View



Northwest View



Northwest View

TIER 1: BARNES-JEWISH HOSPITAL PLAZA STREET VIEW
(NORTH FACADE)



Euclid Ave.

73

Kingshwy Blvd.

73

BJHS - SUBSURFACE PARKING GARAGE

1 Barnes-Jewish Hospital Plaza

Function

Parking

Age

1974

Architect

Kenneth E. Wischmeyer & Partners / SMP

CRV

Adjacencies & Relationships with
Adjoining Buildings

Connected to adjacent building with a skybridge

Exterior Color Palette & Materials

Concrete

Natural

Notable Public Realm Amenities

Beneath Forest Park



North Facade

TIER 1: EUCLID AVENUE STREET VIEW (EAST FACADES)



Barnes-Jewish
Hospital Plaza

6
See
BJH
Plaza
Street
View

14

4
See
Euclid
Ave.
Street
View II

9

IRENE WALTER JOHNSON INSTIT. OF REHAB.

509 S. Euclid Ave.

Function

Support/Research

Age

1957/1972

Architect

Murphy & Mackey / Sverdrup & Parcel

CRV

\$15,619,566

Adjacencies & Relationships with
Adjoining Buildings

Connected to adjacent buildings internally and with a
skybridge

Exterior Color Palette & Materials

Limestone (Unknown)

Buff

Metal

Bronze Spandrel

EIFS/Stucco

Buff

Glazing


Bronze

Mullions

Bronze

Notable Public Realm Amenities

Adjacent to MetroLink Stop



East Facade



Limestone, Glazing



Limestone, EIFS/Stucco, Glazing

TIER 1: EUCLID AVENUE STREET VIEW (EAST FACADES)



Barnes-Jewish
Hospital Plaza

6
See
BJH
Plaza
Street
View

9

4
See
Euclid
Ave.
Street
View II

14

WEST BUILDING

507 S. Euclid Avenue

Function

Research, Support

Age

1913

Architect

Theodore C. Link & Son

CRV

\$44,534,0129

Adjacencies & Relationships with
Adjoining Buildings

Connected with adjacent buildings internally and
with a skybridge

Exterior Color Palette & Materials

Brick

Medium Tan, Light Tan

Limestone

Buff

Metal

Tan Panels

Glazing

Clear, Bronze

Mullions

Dark Bronze, Medium
Bronze

Notable Public Realm Amenities


Adjacent to MetroLink Stop



East Facade



West Facade



Brick, Limestone, Glazing

TIER 1: EUCLID AVENUE STREET VIEW II (EAST FACADES)



C 20 16 E 86 58 Parkview Place 35 Forest Pk Pkwy

See Children's Place Street View See Parkview Place Street View (South Facades) See Parkview Place Street View (North Facade)

4

BJC INSTITUTE OF HEALTH AT WUSM (BJCIH)

425 S. Euclid Ave.


Function	Research/Clinical	
Age	2008	
Architect	Cannon Design	
CRV	\$217,889,156	
Adjacencies & Relationships with Adjoining Buildings	Connected to adjacent buildings with three skybridges	
Exterior Color Palette & Materials	Brick	Brown
	Limestone	Buff
	Metal	Silver Metallic
	EIFS/Stucco	White Columns
	Glazing	Gray, Green-Blue
	Mullions	Clear Aluminum
	Spandrel Glass	Green-Blue
	Notable Public Realm Amenities	Adjacent to MetroLink Stop and Hope Plaza




Southwest Facade



Northwest Facade



Brick, Limestone



Limestone, Glazing

TIER 1: EUCLID AVENUE STREET VIEW II (EAST FACADES)



4 20 16 E 86 58 Parkview Place 35 Forest Pk Pkwy

See Children's Place Street View See Parkview Place Street View (South Facades) See Parkview Place Street View (North Facade)

C
PUBLIC REALM

HOPE PLAZA



Southeast View



East View




South View



South View In Front Of Building #16



Northwest View



East View Between Buildings #4 and #86

TIER 1: EUCLID AVENUE STREET VIEW II (EAST FACADES)



4/C 20 E 86 58 35 Forest Pk Pkwy

See Children's Place Street View See Parkview Place Street View (South Facades) See Parkview Place Street View (North Facade)

Parkview Place

16


MCDONNELL PEDIATRIC RESEARCH

4905 Children's Place/305 N. Euclid

Function	Research																		
Age	2000																		
Architect	Perkins & Will																		
CRV	\$124,799,251																		
Adjacencies & Relationships with Adjoining Buildings	Connects to adjacent buildings internally and with a skybridge																		
Exterior Color Palette & Materials	<table border="0"> <tr> <td>Brick</td> <td>Orange-Brown,</td> </tr> <tr> <td>Limestone</td> <td>Glass Block</td> </tr> <tr> <td>Granite</td> <td>Buff</td> </tr> <tr> <td>Metal</td> <td>Gray</td> </tr> <tr> <td>EIFS/Stucco</td> <td>Silver Metallic</td> </tr> <tr> <td>Glazing</td> <td>White Columns</td> </tr> <tr> <td>Mullions</td> <td>Clear and Frosted Green-Blue</td> </tr> <tr> <td>Spandrel Glass</td> <td>Clear Aluminum</td> </tr> <tr> <td></td> <td>Light Green-Blue</td> </tr> </table>	Brick	Orange-Brown,	Limestone	Glass Block	Granite	Buff	Metal	Gray	EIFS/Stucco	Silver Metallic	Glazing	White Columns	Mullions	Clear and Frosted Green-Blue	Spandrel Glass	Clear Aluminum		Light Green-Blue
Brick	Orange-Brown,																		
Limestone	Glass Block																		
Granite	Buff																		
Metal	Gray																		
EIFS/Stucco	Silver Metallic																		
Glazing	White Columns																		
Mullions	Clear and Frosted Green-Blue																		
Spandrel Glass	Clear Aluminum																		
	Light Green-Blue																		
Notable Public Realm Amenities	Adjacent to a MetroLink Stop and Children's, Hope, and McDonnell Pediatric Research Plazas																		



Southwest Facade



Northeast Facade



Brick, Limestone, Concrete, Metal, Glazing




Concrete, Glazing



Brick, Concrete, Glazing



Granite, Limestone, Glazing



Granite, Concrete, Glazing

TIER 1: EUCLID AVENUE STREET VIEW II (EAST FACADES)



4/C 20 16 86 58 Parkview Place 35 Forest Pk Pkwy

See Children's Place Street View See Parkview Place Street View (South Facades) See Parkview Place Street View (North Facade)

E
PUBLIC REALM

MCDONNELL PEDIATRIC RESEARCH PLAZA



East View



Northeast View



East View



North View

TIER 1: INTERIOR BUILDINGS

17

RENARD HOSPITAL

4940 Children's Place

Function

Support/Research

Age

1953

Architect

Jamison & Spearl

CRV

\$22,704,930

Adjacencies & Relationships with
Adjoining Buildings

Surrounded on three sides by other buildings and
connected to adjacent buildings with two skybridges

Exterior Color Palette & Materials

Brick

Orange-Ochre,
Copper

Limestone

Buff

Glazing

Clear

Mullions

Clear Aluminum,
Dark Bronze



Southwest Aerial View



North Facade



East Facade



Brick, Limestone, Glazing

TIER 1: INTERIOR BUILDINGS

19

MALLINCKRODT INSTITUTE OF RADIOLOGY

510 S. Kingshighway Blvd.

Function

Clinical

Age

1930/1968

Architect

Jamison & Spearl

CRV

\$40,906,005

Adjacencies & Relationships with
Adjoining Buildings

Surrounded by other buildings

Exterior Color Palette & Materials

Brick

Orange-Ochre

Limestone

Buff

Glazing

Clear

Mullions

Dark Bronze



Northeast Facade



West Facade

TIER 1: INTERIOR BUILDINGS

21

WOHL CLINIC

4950 Children's Place

Function

Clinical/Support/Research

Age

1958

Architect

Murphy & Mackey

CRV

\$59,111,651

Adjacencies & Relationships with
Adjoining Buildings

Connected to adjacent buildings with two skybridges

Exterior Color Palette & Materials

Brick

Light Orange-Ochre

Limestone

Buff


Glazing

Clear, Bronze

Mullions

Clear Aluminum,

Dark Bronze



North Facade



Southeast Aerial View



East Facade



Brick, Limestone, Glazing



Brick, Glazing

TIER 1: INTERIOR BUILDINGS

22

WOHL HOSPITAL

4960 Children's Place

Function

Support/Research

Age

1951

Architect

Jamison & Spearl

CRV

\$29,049,788

Adjacencies & Relationships with
Adjoining Buildings

Connects with adjacent buildings internally

Exterior Color Palette & Materials

Brick

Light Orange-Ochre

Limestone

Buff

Slate

Dark Gray

Glazing

Clear

Mullions

Clear Aluminum



North Facade



Southeast Aerial View



Brick, Limestone, Slate, Glazing

TIER 1: INTERIOR BUILDINGS

23

BJHS-PETERS BUILDING

1 BJH Plaza

Function

Clinical

Age

1975

Architect

Kenneth E. Wischmeyer & Partners

CRV

\$11,491,135

Adjacencies & Relationships with
Adjoining Buildings

Surrounded by buildings on three sides

Exterior Color Palette & Materials

Brick

Tan

Limestone

Buff

Glazing


Clear

Mullions

Clear Aluminum,
Dark Bronze



North Facade



Brick, Glazing

TIER 1: INTERIOR BUILDINGS

28

Function

Age

Architect

CRV

Adjacencies & Relationships with
Adjoining Buildings

Exterior Color Palette & Materials

BJHS-SERVICE BUILDING

1 BJH Plaza

Clinical

1912

Theodore C. Link & Son

\$2,555,502

Obscured by newer construction



Northwest Aerial View

TIER 1: INTERIOR BUILDINGS

50

Function

Age

Architect

CRV

Adjacencies & Relationships with
Adjoining Buildings

Exterior Color Palette & Materials

BARNARD HOSPITAL

508 S. Kingshighway Blvd.

Support/Clinical/Research

1952

Russell Mullgardt Schwarz Van Hoefen

\$18,366,775

Completely surrounded by other buildings

Brick

Limestone

Glazing

Mullions

Light Orange-Ochre

Buff

Clear

Unknown



Southwest Aerial View

TIER 1: INTERIOR BUILDINGS

53

Function

Age

Architect

CRV

Adjacencies & Relationships with
Adjoining Buildings

Exterior Color Palette & Materials

BARNES HOSPITAL CENTRAL

1 BJH Plaza

Clinical

1912

Theodore C. Link & Son

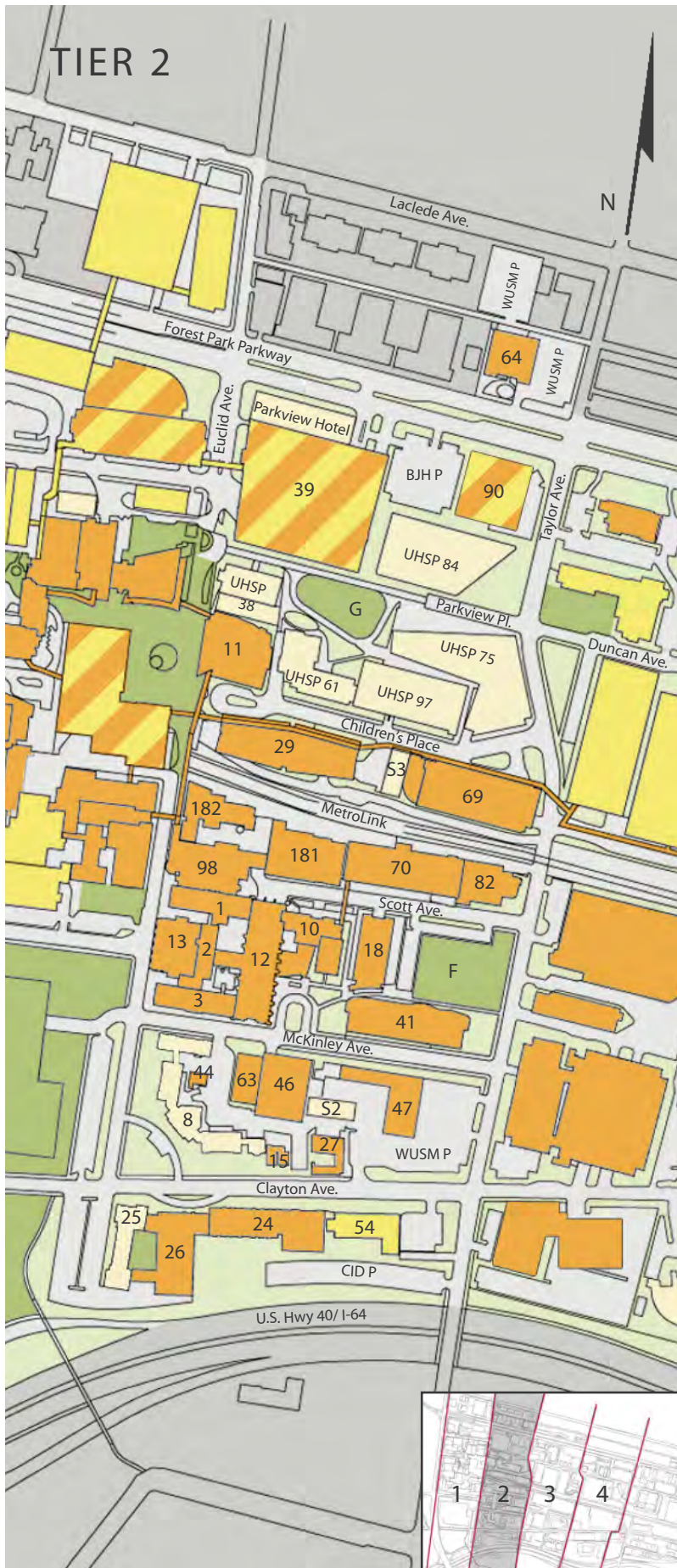
Obscured by newer construction



Northwest Aerial View

TIER 2 - APPENDIX





ENLARGED TIER 2 MAP

BUILDING LIST

		App Pg
1	North Building	A-51
2	Cancer Research	A-53
3	South Building	A-54
10	Spencer T. Olin Residence Hall	A-71
11	Eric P. Newman Education Center	A-47
12	McDonnell Mediuical Sciences Bldg	A-72
13	Bernard Becker Mediuical Library	A-52
15	Health Administration Program	A-77
18	East McDonnell Specialized Research	A-70
24	CID School	A-80
26	CID Research	A-81
27	4533 Clayton, CID Residence Hall	A-78
29	MCC	A-48
39	North Garage	A-45
41	4515 McKinley Research Building	A-73
44	Supply Room	A-84
46	SRF - East	A-75
47	4522 McKinley Avenue	A-74
54	Barnes Lodge	A-79
63	Specialized Interim Research Facility	A-76
64	4511 Forest Park Parkway	A-58
69	METRO Garage	A-82
70	East Building	A-68
82	East Imaging Center	A-69
90	Ambulatory Cancer Center	A-60
98	Farrell Learning and Teaching Center	A-50
181	Biotechnology Center	A-67
182	Euclid Power Plant	A-49

PUBLIC REALM LIST

F	Taylor - Scott Plaza	A-81
G	UHSP Plaza	A-62

OTHER

8	The Core @ 718	A-55/56
25	The Core @ 818	A-57
	BJH P - Barnes-Jewish Hospital	
	CID P - Central Institute	
	WUSM P - Medical School	
S2	McKinley Substation	
S3	Mid-Campus Substation	
	UHSP Bldgs. 38, 61, 75, 84 & 97	A-46,66, 64,59,65

TIER 2: EUCLID AVENUE STREET VIEW (WEST FACADES)



Forest Park Pkwy
Parkway
Hotel

Parkview Place

UHSP 38

11

Children's Place

39

Function
Age
Architect
CRV
Adjacencies & Relationships with
Adjoining Buildings
Exterior Color Palette & Materials

NORTH GARAGE

4540 Forest Park Blvd.

Parking
2001
Walker Parking Consultants

Connects to adjacent buildings with a skybridge

Granite	Brown
Pre-Cast Concrete	Buff, Pink
Metal	Silver Metallic
Glazing	Clear
Mullions	Clear Aluminum
Spandrel Glass	Green-Blue

Notable Public Realm Amenities

Adjacent to UHSP Plaza



Northwest Facade



Southwest Facade



Northwest Facade




Glazing, Spandrel




Glazing



Granite



Pre-Cast Concrete



Metal

TIER 2: EUCLID AVENUE STREET VIEW (WEST FACADES)



Forest Park Pkwy.
Pkwy
Hotel

39

Parkview

11

Children's Place

UHSP 38

JONES HALL

Exterior Color Palette & Materials

Brick

Red-Orange, Mediumium
Ironspot, Manganese Ironspot
Buff
Clear
Clear Aluminum

Limestone
Glazing
Mullions




Northwest Facade



West Facade




Brick




Brick



Limestone



Glazing



Glazing



Brick, Limestone



Brick

TIER 2: EUCLID AVENUE STREET VIEW (WEST FACADES)



Forest Park Pkwy.
Pkwy Hotel

39

Parkview

UHSP 38

Children's Place

11

ERIC P. NEWMAN EDUCATION CENTER (EPNEC)

320 S. Euclid Avenue

Function
Age
Architect
CRV
Adjacencies & Relationships with
Adjoining Buildings

Support
1995
Cannon - PTN
\$14,070,421
Connected with adjacent building with a skybridge

Exterior Color Palette & Materials

Brick
Limestone
Metal
Glazing
Mullions

Tan
Buff
Champagne Metallic, Silver
Metallic
Green-Blue
Clear Aluminum

Notable Public Realm Amenities

Adjacent to UHSP, McDonnell Pediatric Research,
and Hope Plazas




West Facade



Metal




Metal Louvers



Brick



Glazing



Limestone



Limestone, Metal



Glazing, Metal

TIER 2: EUCLID AVENUE STREET VIEW II (WEST FACADES)



Children's Place

182

98

1

29

MCC

4590 Children's Place

Function

Support

Age

2016

Architect

Christner, Inc.

CRV

\$71,671,395

Adjacencies & Relationships with
Adjoining Buildings

Connected with adjacent buildings with a skybridge

Exterior Color Palette & Materials

Limestone

Tan

Concrete

Plain at Base

Metal

Silver Metallic

Glazing

Deep Blue, Clear

Mullions

Clear Aluminum

Spandrel Glass

Deep Blue

Wood

Orange Padauk at Entrance

Notable Public Realm Amenities

Adjacent to Hope Plaza and MetroLink



Northwest Facade



East Facade




Northeast Facade



Limestone



Metal



Glazing



Glazing, Wood

TIER 2: EUCLID AVENUE STREET VIEW II (WEST FACADES)



Children's Place

29

98

1

182

EUCLID POWER PLANT

500 S. Euclid Avenue

Function

Support

Age

1913/1930

Architect

Theodore Link & Son/Jamison & Spearl

CRV

Adjacencies & Relationships with
Adjoining Buildings

Connected with adjacent building with a skybridge

Exterior Color Palette & Materials

Brick

Light Orange-Ochre, Tan

Limestone

Buff

Metal

Dark Gray, Tan Corrugated

Glazing

Dark Gray

Mullions

Dark Gray

Notable Public Realm Amenities

Adjacent to MetroLink




Southeast Facade



North Facade




Glazing




Limestone




Concrete



Brick



Glazing



Metal

TIER 2: EUCLID AVENUE STREET VIEW II (WEST FACADES)



Children's Place

29

182

1

98

FARRELL LEARNING AND TEACHING CENTER

520 S. Euclid Ave.

Function

Teaching

Age

2005

Architect

HOK

CRV

\$37,265,472

Adjacencies & Relationships with
Adjoining Buildings

Connected with adjacent buildings with a skybridge

Exterior Color Palette & Materials

Brick

Tan

Limestone

Buff

Granite

Gray

Concrete

Plain

Metal

Champagne Metallic

Glazing

Green-Blue

Mullions

Clear Aluminum

Spandrel Glass


Green-Blue




Southwest Facade



Glazing,
Spandrel,
Limestone




Metal, Glazing



Glazing




Glazing, Metal




Metal




Limestone



Granite

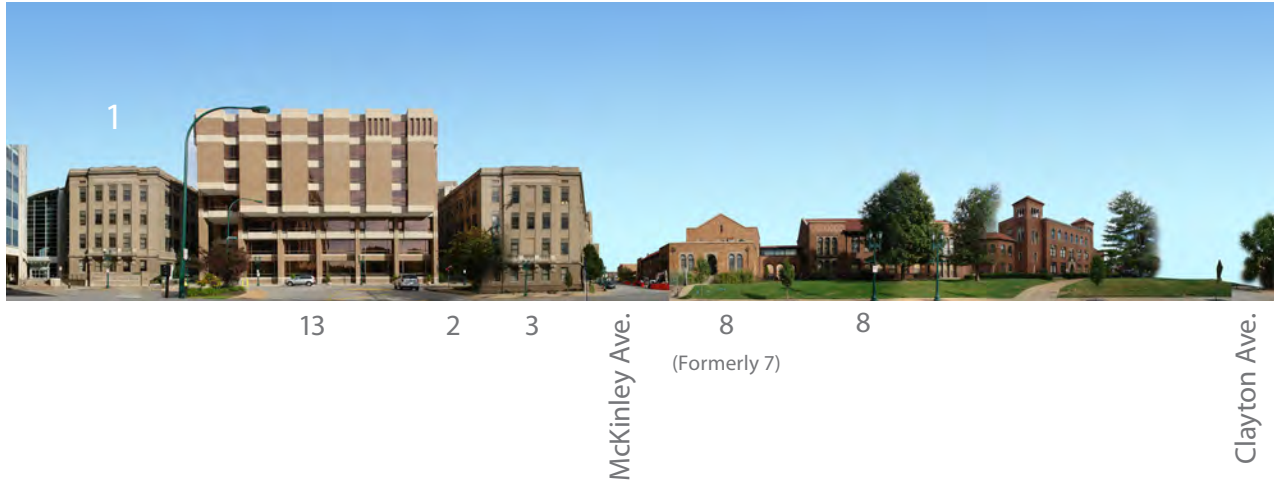


Brick



Concrete

TIER 2: EUCLID AVENUE STREET VIEW III (WEST FACADES)



1

NORTH BUILDING

4580 Scott Ave.

Function
Age
Architect
CRV
Adjacencies & Relationships with
Adjoining Buildings

Research/Support
1913
Theodore Link & Son/Jamison & Spearl
\$30,112,198

Connected with adjacent building with a skybridge

Exterior Color Palette & Materials


Brick	Tan, Medium Tan
Limestone	Buff
Metal	Medium Bronze
Glazing	Light Bronze
Mullions	Medium Bronze

Notable Public Realm Amenities

Adjacent to McMillan Plaza and Forest Park




Southwest Facade



Glazing, Spandrel



Brick

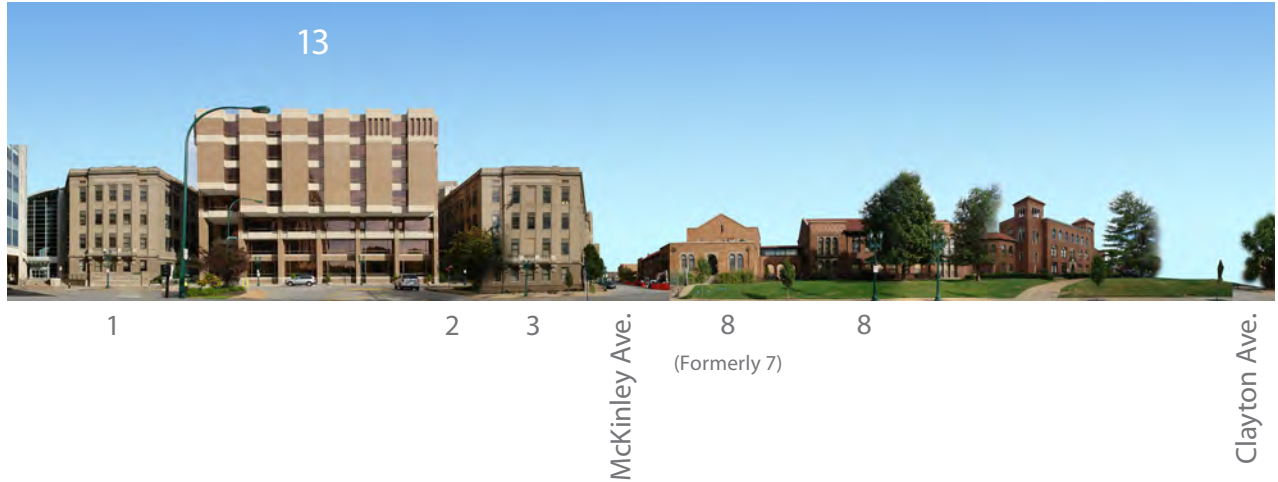


Brick, Limestone



Brick

TIER 2: EUCLID AVENUE STREET VIEW III (WEST FACADES)



13

BERNARD BECKER MEDICAL LIBRARY

660 S. Euclid Ave.

Function
Age
Architect
CRV
Adjacencies & Relationships with
Adjoining Buildings
Exterior Color Palette & Materials

Support
1987
Murphy Downey Wofford & Richman
\$32,700,044

Connected with adjacent buildings internally


Brick	Medium Tan
Limestone	Buff
Granite	Brown
Pre-Cast Concrete	Buff
Metal	Medium Bronze
Glazing	Rose Reflective
Mullions	Medium Bronze

Notable Public Realm Amenities

Adjacent to McMillan Plaza and Forest Park



Southwest Facade



Glazing, Pre-Cast
Concrete



Brick

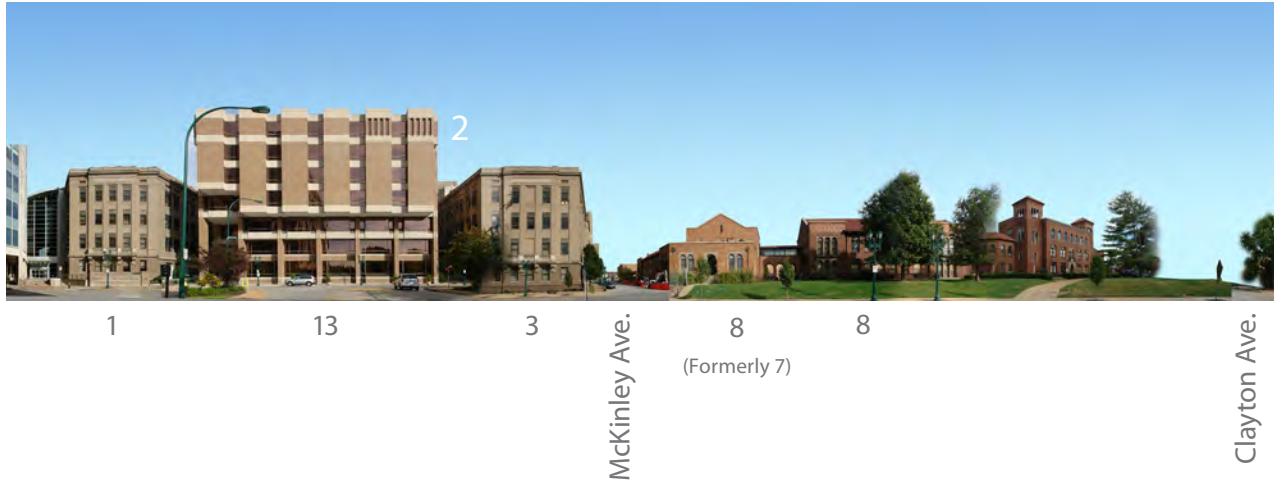


Granite



Limestone

TIER 2: EUCLID AVENUE STREET VIEW III (WEST FACADES)



2

CANCER RESEARCH BUILDING

660 S. Euclid Ave.

Function
Age
Architect
CRV
Adjacencies & Relationships with
Adjoining Buildings
Exterior Color Palette & Materials

Research/Support
1949
Harris Armstrong
\$26,962,432

Obscured by newer construction


Brick	Red-Orange
Limestone	Buff
Glazing	Clear
Mullions	Clear Aluminum



West Facade




Southeast Aerial View



Glazing, Brick,
Limestone

TIER 2: EUCLID AVENUE STREET VIEW III (WEST FACADES)



3

SOUTH BUILDING

4577 McKinley Ave.

Function
Age
Architect
CRV
Adjacencies & Relationships with
Adjoining Buildings

Research
1913
Theodore Link & Son/Jamison & Spearl
\$28,248,640

Connected with adjacent buildings internally

Exterior Color Palette & Materials


Brick	Tan, Medium Tan
Limestone	Buff
Metal	Medium Bronze
Glazing	Light Bronze
Mullions	Medium Bronze

Notable Public Realm Amenities

Adjacent to Forest Park



Southwest Facade



Limestone




Glazing



Glazing, Metal




Brick



Brick

TIER 2: EUCLID AVENUE STREET VIEW III (WEST FACADES)



8

Function

Age

Architect

CRV

Adjacencies & Relationships with
Adjoining Buildings

Exterior Color Palette & Materials

Notable Public Realm Amenities

THE CORE @ 718

(FORMERLY INSTITUTE OF BIOMEDICAL COMPUTING)

700 S. Euclid Ave.

Graduate Housing

1927/Renovated in 2018

William B. Ittner/ The Lawrence Group

Connected with adjacent building internally

Brick

Limestone

Terra Cotta

Glazing

Mullions

Medium Ironspot

Buff

Red-Orange Roof Tile, Buff

Details

Clear

Brown

Adjacent to Forest Park



Northwest Facade



Glazing, Terra Cotta



Glazing




Brick



Glazing

TIER 2: EUCLID AVENUE STREET VIEW III (WEST FACADES)



8

Function
Age
Architect
CRV

Adjacencies & Relationships with
Adjoining Buildings

Exterior Color Palette & Materials

THE CORE @ 718

(FORMERLY SHRINER'S BUILDING)

700 & 712-740 S. Euclid Ave.

Graduate Housing

1922/Renovated in 2018

William B. Ittner/ The Lawrence Group

Connected with adjacent building internally

Brick

Limestone

Terra Cotta

Glazing

Mullions

Spandrel Glass

Other

Medium Ironspot

Buff

Red-Orange Roof Tile, Buff

Details

Clear

Brown

Brown

Multi-Colored Mosaics

Notable Public Realm Amenities

Adjacent to Forest Park




Southwest Facade




Southwest Facade



Southeast Facade




Terra Cotta



Brick




Brick



Mosaic Tile



Terra Cotta,
Limestone



Glazing, Spandrel

TIER 2: EUCLID AVENUE STREET VIEW IIII (WEST FACADES)



Clayton Ave.

25

25

Function

Age

Architect

CRV

Adjacencies & Relationships with
Adjoining Buildings

Exterior Color Palette & Materials

Notable Public Realm Amenities

The Core @ 818

(FORMALLY 818 S. EUCLID AVENUE)

818 S. Euclid Ave.

Graduate Housing

1928/Renovated in 2018

William B. Ittner/ The Lawrence Group

Connected with adjacent building internally

Brick

Terra Cotta

Concrete

Glazing

Mullions

Brown Blend

Red-Orange Roof Tile, Buff
Details

Exposed Aggregate

Light Bronze

Medium Bronze

Adjacent to Forest Park and Highway 40



Northwest Facade



Northeast Facade



Glazing



Glazing, Terra Cotta



Brick



Concrete

TIER 2: FOREST PARK PARKWAY STREET VIEW (SOUTH FACADES)



64

Taylor Ave.

64

4511 FOREST PARK PARKWAY

4511 Forest Park Parkway

Function

Research/Support

Age

1961

Architect

CRV

\$22,367,951

Adjacencies & Relationships with
Adjoining Buildings

Exterior Color Palette & Materials

Brick

Buff

Limestone

Buff

Unknown

Black Details

Metal

Bronze

EIFS

Buff

Glazing

Clear, Obscure Clear,
Medium Gray

Mullions

Clear Aluminum, Dark Bronze



Southeast Facade




Glazing




Black Details



Black Details



Glazing



EIFS



Brick



Glazing

TIER 2: FOREST PARK PARKWAY STREET VIEW (NORTH FACADES)



UHSP 84

Taylor Ave.

90

39

Parkway Hotel

Euclid Ave.

Future Location of Ambulatory Cancer Center

See Euclid Ave. Street View

UHSP 84

RECREATION AND STUDENT CENTER

Exterior Color Palette & Materials

Brick
Unknown
Glazing
Mullions
Spandrel Glass

Manganese Ironspot
Buff, Taupe
Clear Reflective
Butt Glazed
Clear Reflective



Southwest Facade



South Facade




Northeast Facade



Northwest Facade



Glazing, Brick



Unknown

TIER 2: FOREST PARK PARKWAY STREET VIEW (NORTH FACADES)



Taylor Ave.

UHSP 84

Future Location
of Ambulatory
Cancer Center

39

See Euclid
Ave. Street
View

Parkway
Hotel

Euclid Ave.

90

AMBULATORY CANCER CENTER

Address Not Assigned

Function

Age

Architect

CRV

Adjacencies & Relationships with
Adjoining Buildings

Exterior Color Palette & Materials

Clinical

2023 - Anticipated Completion

LWG/ Perkins Eastman

Granite

Metal

Glazing

Mullions

Notable Public Realm Amenities



Southwest Facade

TIER 2: PARKVIEW PLACE STREET VIEWS



West View



West View



Southeast View



Southwest View



South View



Southwest View

TIER 2: PARKVIEW PLACE STREET VIEW

G

UHSP PLAZA



West View



South View



Southeast View



East View

TIER 2: CHILDREN'S PLACE STREET VIEWS



West View




West View



Southwest View



South View



Northwest View



East View

TIER 2: CHILDREN'S PLACE STREET VIEW

UHSP 75

Academic Research Building

Exterior Color Palette & Materials

Brick
Pre-Cast Concrete
Glazing
Spandrel Glass

Brown, Manganese Ironspot
Board Formed
Dark Gray, Butt Glazed
Dark Gray, Butt Glazed



Southeast Facade




Northwest Facade




Brick




Concrete



Brick



Glazing, Spandrel



Glazing, Spandrel

TIER 2: CHILDREN'S PLACE STREET VIEW

UHSP 97

GARAGE

Exterior Color Palette & Materials

Brick
Pre-Cast Concrete
Glazing
Spandrel Glass

Red-Orange
Plain, Sand-Blasted
Gray Reflective
Medium Bronze




Northwest Facade



Southeast Facade



Pre-Cast Concrete, Brick



Brick



Pre-Cast Concrete



Glazing

TIER 2: CHILDREN'S PLACE STREET VIEW

UHSP 61

SOUTH RESIDENCE HALL

Exterior Color Palette & Materials

Brick
Limestone
Glazing
Mullions

Tan, Orange, Brown
Buff
Light Gray, Clear
White



North Facade




Southeast Facade



Glazing




Concrete



Glazing



Glazing



Limestone, Brick



Brick



Brick



Wood



Metal

TIER 2: SCOTT AVENUE STREET VIEW (SOUTH FACADES)



181

BIOTECHNOLOGY CENTER

4559 Scott Ave.

Function
Age
Architect
CRV
Adjacencies & Relationships with Adjoining Buildings
Exterior Color Palette & Materials

Research
1927/1961
La Beaume & Klein/R.L.Fischer & Associates
\$52,300,520
Connected with adjacent building internally and with a skybridge


Brick	Tan, Glass Block
Limestone	Buff
Terra Cotta	Buff Details
Granite	Gray
Concrete	Buff
Glazing	Bronze, Bronze Reflective
Mullions	Medium Bronze

Notable Public Realm Amenities


Adjacent to MetroLink tracks




Southwest Facade




Glazing



Glazing




Glass Block




Glazing




Terra Cotta




Brick



Limestone




Limestone



Concrete

TIER 2: SCOTT AVENUE STREET VIEW (SOUTH FACADES)



Taylor Ave.

70

EAST BUILDING

4525 Scott Ave.

Function

Support

Age

1930/1980

Architect

CRV

\$47,269,941

Adjacencies & Relationships with Adjoining Buildings

Connected with adjacent building internally

Exterior Color Palette & Materials

Stucco

Buff

Glazing

Bronze

Mullions

Medium Bronze

Notable Public Realm Amenities


Adjacent to MetroLink tracks



Southeast Facade



Glazing



Stucco

TIER 2: SCOTT AVENUE STREET VIEW (SOUTH FACADES)



181

70

Taylor Ave.

82

EAST IMAGING CENTER

4525 Scott Ave.

Function
Age
Architect
CRV
Adjacencies & Relationships with Adjoining Buildings

Research
1994
SMP
\$16,284,909

Connected with adjacent building internally

Exterior Color Palette & Materials

Concrete
Stucco
Glazing
Mullions

Sandblasted
Buff
Bronze, Green
White, Medium Bronze

Notable Public Realm Amenities


Adjacent to MetroLink crossing and Taylor - Scott Plaza



Southeast Facade




Northeast Facade



Glazing



Concrete



Glazing



Stucco

TIER 2: SCOTT AVENUE STREET VIEW (NORTH FACADES)



Taylor Ave.

10

12

1

See Euclid Ave. Street View I11

18

EAST MCDONNELL SPECIALIZED RESEARCH

4540 Scott Ave.

Function: Research
 Age: 1996
 Architect: CRV
 CRV: \$130,128,594
 Adjacencies & Relationships with Adjoining Buildings:

Exterior Color Palette & Materials:

Brick	Medium Tan, Buff, Glass Block
Limestone	Buff
Metal	Silver Metallic, Dark Gray, Buff
Glazing	Medium Gray Reflective, Dark Gray
Mullions	Medium Gray
Spandrel Glass	Medium Gray Reflective, Dark Gray

Notable Public Realm Amenities: Adjacent to Taylor - Scott Plaza




Northeast Facade



Southwest Facade



Glazing




Glass Block



Metal




Glazing, Limestone



Metal



Metal



Brick



Brick

TIER 2: SCOTT AVENUE STREET VIEW (NORTH FACADES)



Taylor Ave.

18

12

1

See Euclid Ave. Street View I11

10

SPENCER T. OLIN RESIDENCE HALL

4550 Scott Ave.

Function

Support

Age

1959/1997

Architect

CRV

\$32,856,255

Adjacencies & Relationships with Adjoining Buildings

Connected with adjacent building internally and with a skybridge

Exterior Color Palette & Materials

Brick

Orange

Limestone

Buff

Metal

Turquoise, Blue-Green

Glazing

Clear, Blue-Green

Mullions

Clear Aluminum




South Facade



Glazing, Metal



Glazing, Limestone



Glazing, Metal



Brick



Limestone



Metal

TIER 2: SCOTT AVENUE STREET VIEW (NORTH FACADES)



Taylor Ave.

18

10

1

See Euclid Ave. Street View I11

12

MCDONNELL MEDICAL SCIENCES BUILDING

4565 McKinley Ave./4566 Scott Ave.

Function

Research

Age

1968

Architect

CRV

\$182,344,277

Adjacencies & Relationships with Adjoining Buildings

Connected with adjacent building internally

Exterior Color Palette & Materials

Brick

Medium Tan

Limestone

Buff, Buff Travertine Base

Metal

Medium Bronze

Glazing

Bronze

Mullions

Medium Bronze




Southwest Facade



East Facade



Northeast Facade



Glazing




Limestone



Limestone




Brick



Brick, Travertine

TIER 2: MCKINLEY AVENUE STREET VIEW (SOUTH FACADES)



Euclid Ave.

Taylor Ave.

3

See Euclid Ave. Street View III

12

See Scott Ave. Street View

10

See Scott Ave. Street View

41

4515 MCKINLEY RESEARCH BUILDING

4515 McKinley Ave.

Function

Research

Age

2013

Architect

CRV

\$106,355,429

Adjacencies & Relationships with Adjoining Buildings

Exterior Color Palette & Materials

Limestone

Tan

Metal

Gray

Glazing

Blue-Green, Blue-Green Frit

Mullions

Clear Aluminum

Spandrel Glass

Blue-Green

Notable Public Realm Amenities

Adjacent to Taylor - Scott Plaza



Southeast Facade



Northeast Facade




West Facade



Glazing



Glazing



Limestone



Metal

TIER 2: MCKINLEY AVENUE STREET VIEW (NORTH FACADES)



Taylor Ave.

46

63

7

See Euclid Ave.
Street View III

Euclid Ave.

47

4522 MCKINLEY

4522 McKinley Ave./4523 Clayton Ave.

Function

Support

Age

2014

Architect

HKW

CRV

\$13,194,990

Adjacencies & Relationships with
Adjoining Buildings

Exterior Color Palette & Materials

EIFS

Tan, Taupe

Concrete

Plain

Metal

Buff

Glazing

Green-Blue

Mullions

Medium Bronze

Spandrel Glass


Light Green-Blue



Northeast Facade



Northwest Facade




Glazing, Spandrel



EIFS



EIFS



EIFS

TIER 2: MCKINLEY AVENUE STREET VIEW (NORTH FACADES)



Taylor Ave.

47

63

7

See Euclid Ave.
Street View III

Euclid Ave.

46

SRF EAST
4546 McKinley Ave.


Function	Research
Age	2004
Architect	Jacobs
CRV	\$65,311,604

Adjacencies & Relationships with
Adjoining Buildings


Exterior Color Palette & Materials	EIFS	Light Clay, Medium Clay Color
	Glazing	Dark Gray
	Mullions	Black



Northwest Facade



Glazing



EIFS



EIFS

TIER 2: MCKINLEY AVENUE STREET VIEW (NORTH FACADES)



Taylor Ave.

47

46

7

See Euclid Ave.
Street View III

Euclid Ave.

63

SPECIALIZED INTERIM RESEARCH FACILITY

4560 McKinley Ave.

Function

Research

Age

1993

Architect

Jamie Cannon & Associates

CRV

\$9,277,454

Adjacencies & Relationships with
Adjoining Buildings

Exterior Color Palette & Materials

EIFS

Light Clay, Medium Clay Color

Buff

Metal

Dark Gray


Glazing

Red

Mullions




Northwest Facade



Metal, Glazing



EIFS



EIFS

TIER 2: CLAYTON AVENUE STREET VIEW (SOUTH FACADES)



Euclid Ave.

8

See Euclid Ave.
Street View III

27

Taylor Ave.

15

HEALTH ADMINISTRATION PROGRAM

4547-49 Clayton Ave.

Function

Support

Age

Architect

Robert N. Schutt & Associate

CRV

\$1,581,314

Adjacencies & Relationships with
Adjoining Buildings

Exterior Color Palette & Materials

Brick

Brown

Limestone

Buff

Unknown

Multi-Color Lap Siding

Glazing

Clear, Bronze

Mullions

White, Bronze




South Facade




South Facade



Siding




Siding, Glazing



Brick



Glazing



Glazing, Limestone

TIER 2: CLAYTON AVENUE STREET VIEW (SOUTH FACADES)



Euclid Ave.

8

See Euclid Ave.
Street View III

15

27

Taylor Ave.

27

4533 CLAYTON AVENUE

4533 Clayton Ave.

Function

Support

Age

1961

Architect

William B. Ittner

CRV

\$6,317,930

Adjacencies & Relationships with
Adjoining Buildings

Exterior Color Palette & Materials

Brick

Orange

Concrete

Painted White

EIFS

White

Glazing

Clear

Mullions

Clear Aluminum



Southeast Facade




South Facade




Southwest Facade



EIFS, Concrete



EIFS



Brick



Glazing

TIER 2: CLAYTON AVENUE STREET VIEW (NORTH FACADES)



54

24

26

25

Taylor Ave.

See Euclid Ave. Street View IV
Euclid Ave.

54

BARNES LODGE

1 BJH PLAZA

Function

Support

Age

1990

Architect

Mackey Associates

CRV

Adjacencies & Relationships with Adjoining Buildings

Exterior Color Palette & Materials

Brick

Orange, Orange-Brown

Stucco

Yellow

Glazing

Clear

Mullions

White

Notable Public Realm Amenities


Adjacent to Forest Park and Highway 40



Northeast Facade



Glazing, Stucco



Stucco



Brick

TIER 2: CLAYTON AVENUE STREET VIEW (NORTH FACADES)



Taylor Ave.

54

26

25

See Euclid Ave. Street View IV
Euclid Ave.

24

CID SCHOOL

825 S. Taylor Ave.

Function

Teaching

Age

2000

Architect

Mackey Mitchell

CRV

\$511,294

Adjacencies & Relationships with Adjoining Buildings

Exterior Color Palette & Materials

Brick

Medium Ironspot

Limestone

Buff

Terra Cotta

Red-Orange Roof Tile

Metal

White

Glazing

Green-Blue

Mullions

White

Notable Public Realm Amenities


Adjacent to Forest Park and Highway 40



Northwest Facade



Glazing



Limestone



Limestone



Limestone, Brick



Brick

TIER 2: CLAYTON AVENUE STREET VIEW (NORTH FACADES)



Taylor Ave.

54

24

26

25

See Euclid Ave. Street View IV

Euclid Ave.

26

CID RESEARCH

4560 Clayton Ave.

Function

Research

Age

2000

Architect

Mackey Mitchell

CRV

\$32,329,238

Adjacencies & Relationships with Adjoining Buildings

Exterior Color Palette & Materials

Brick

Medium Ironspot, Orange-Brown

Limestone

Buff

Terra Cotta

Red-Orange Roof Tile

Metal

Dark Gray

Stucco

Buff

Glazing

Green-Blue, Clear

Mullions

White

Notable Public Realm Amenities

Adjacent to Forest Park and Highway 40



Northeast Facade



Limestone



Brick



Glazing, Terra Cotta

TIER 2: TAYLOR AVENUE STREET VIEW (EAST FACADES)



Clayton Ave.	47	McKinley Ave.	41	18	Scott Ave.	82	69	Children's Place	UHSP 75	Parkview Place	UHSP 84	Forest Park Pkwy
	See Clayton Ave. Street View		See McKinley Ave. Street View	See Scott Ave. Street View		See Scott Ave. Street View			See Children's Place Street View		See Forest Park Parkway Street View	

F

TAYLOR - SCOTT PLAZA



Southwest View




West View



Northeast View

TIER 2: TAYLOR AVENUE STREET VIEW (EAST FACADES)



Clayton Ave. 47 See Clayton Ave. Street View
 McKinley Ave. 41 See McKinley Ave. Street View
 18 See Scott Ave. Street View
 Scott Ave. 82 See Scott Ave. Street View
 Children's Place
 UHSP 75 See Children's Place Street View
 Parkview Place
 UHSP 84 See Forest Park Parkway Street View
 Forest Park Pkwy

69

METRO GARAGE

4526 Children's Place

Function

Parking

Age

2006

Architect

Desman

CRV

\$1,428,918

Adjacencies & Relationships with Adjoining Buildings

Connected to adjacent buildings with a skybridge

Exterior Color Palette & Materials

Pre-Cast Concrete

Buff, Pink

Concrete

Plain

Glazing

Clear

Mullions

Clear Aluminum

Notable Public Realm Amenities

Adjacent to MetroLink



Southeast Facade



Northeast Facade



Glazing



Concrete



Pre-Cast Concrete



Pre-Cast Concrete

TIER 2: INTERIOR BUILDINGS

44

PLANT MAINTENANCE STORAGE GARAGE

4567 McKinley Ave.

Function

Support

Age

1980

Architect

Ladue Building Co.

CRV

\$620,921

Adjacencies & Relationships with
Adjoining Buildings

Obscured by newer construction

Exterior Color Palette & Materials

Brick
Metal

Medium Ironspot
Buff



Southeast Facade, Brick, Metal



Northeast Facade, Brick

TIER 3 - APPENDIX



TIER 3



BUILDING LIST

	App Pg
36 Goldfarb College of Nursing	A-98
42 620 S. Taylor Avenue	A-92
45 4480 Clayton Avenue	A-94
51 Shriners' Hospital	A-102
62 Clayton Parking Garage	A-93
66 4444 Forest Park Parkway	A-95
74 Duncan/Taylor Garage	A-90
76 4488 Forest Park Parkway	A-89
77 East Garage	A-99
78 Child Development Center	A-103
79 East Staff Garage	A-100
81 Rehabilitation Institute of St. Louis	A-96
91 The Newstead Facility	A-101
94 Taylor Avenue Building TAB	A-91

PUBLIC REALM LIST

J Goldfarb Plaza	A-97
------------------	------

OTHER

BJH P - Barnes-Jewish Hospital
 WUSM P - Medical School

ENLARGED TIER 3 MAP

TIER 3: TAYLOR AVENUE STREET VIEW (WEST FACADES)



Forest Park Pkwy

36

J

Duncan Ave.

74

See Duncan Ave. Street View

See Duncan Ave. Street View

76

4488 FOREST PARK

4488 Forest Park Ave.

Function

Clinical

Age

1956/1992

Architect

Harris Armstrong/Mackey Mitchell

CRV

\$10,698,598

Adjacencies & Relationships with Adjoining Buildings

Exterior Color Palette & Materials

Brick

Orange

Pre-Cast Concrete

Pink

Metal

Red Columns, Gray Perforated

Glazing

Green-Blue, Clear

Mullions

Clear Aluminum

Spandrel Glass


Dark Gray



Northeast Facade



Southwest Facade



Brick




Southeast Facade



Glazing



Pre-Cast Concrete



Glazing

TIER 3: TAYLOR AVENUE STREET VIEW (WEST FACADES)



Forest Park Pkwy

76

36

J

Duncan Ave.

See Duncan Ave. Street View

See Duncan Ave. Street View

74

DUNCAN/TAYLOR GARAGE

1 BJH Plaza

Function

Parking

Age

1980

Architect

CRV

Adjacencies & Relationships with Adjoining Buildings

Connected to adjacent buildings with a skybridge

Exterior Color Palette & Materials

Pre-Cast Concrete

Gray CMU Split and Smooth Faced

Concrete

Plain

Glazing

Dark Gray

Mullions

Bronze

Notable Public Realm Amenities

Adjacent to MetroLink




Northeast Facade



Southwest Facade




Glazing



Concrete



CMU Block



CMU Block

TIER 3: TAYLOR AVENUE STREET VIEW II (WEST FACADES)



94

42

62

Forest Park Pkwy

Clayton Ave.

94

TAYLOR AVENUE BUILDING (TAB)

600 S. Taylor Ave.

Function

Research

Age

Architect

CRV

\$32,517,075

Adjacencies & Relationships with
Adjoining Buildings

Exterior Color Palette & Materials

Brick
Limestone
Metal
Glazing
Mullions

Orange
Buff
Silver Metallic, White
Green-Blue
Clear Aluminum

Notable Public Realm Amenities

Adjacent to MetroLink



Northwest Facade




Glazing




Metal



Metal




Brick



Limestone

TIER 3: TAYLOR AVENUE STREET VIEW II (WEST FACADES)



42

Forest Park Pkwy

94

62

Clayton Ave.

42

620 S. TAYLOR AVENUE

620 S. Taylor Ave.

Function

Clinical

Age

2014

Architect

Lawrence Group

CRV

\$9,320,911

Adjacencies & Relationships with Adjoining Buildings

Exterior Color Palette & Materials

Brick

Orange, Tan

Limestone

Buff

Metal

Silver Metallic

Glazing

Green-Blue

Mullions


Clear Aluminum

Notable Public Realm Amenities


Adjacent to Taylor - Scott Plaza




Northeast Facade




Glazing, Brick, Limestone, Metal



Metal



Brick



Brick

TIER 3: TAYLOR AVENUE STREET VIEW II (WEST FACADES)



Forest Park Pkwy

94

42

Clayton Ave.

62

CLAYTON PARKING GARAGE

4485 Clayton Ave.

Function	Parking
Age	1991/2006
Architect	Sverdrup/Desman
CRV	

Adjacencies & Relationships with Adjoining Buildings


Exterior Color Palette & Materials	Pre-Cast	Pink, Buff
	Glazing	Clear Butt Glazed
	Spandrel Glass	Gray Butt Glazed



Southwest Facade



Southeast Facade



Glazing, Spandrels



Pre-Cast Concrete



Pre-Cast Concrete

TIER 3: TAYLOR AVENUE STREET VIEW III (WEST FACADES)



Clayton Ave.

45

45

4480 CLAYTON AVENUE

4480 Clayton Ave.


Function	Office & Dry Lab Research	
Age	1967/1989/ 2018	
Architect	Linnell B. Elam & Associates/Robert N. Schutt & Associate/OWH	
CRV	\$24,328,473	
Adjacencies & Relationships with Adjoining Buildings		
Exterior Color Palette & Materials	Brick	Painted Taupe, Glass Block
	EIFS	Tan, Taupe
	Glazing	Gray Reflective
	Mullions	Clear Aluminum
Notable Public Realm Amenities	Adjacent to Highway 40	



Northwest Facade




Northeast Facade




Glazing



Glass Block



EIFS



Painted Taupe Brick

TIER 3: FOREST PARK PARKWAY STREET VIEW (NORTH FACADES)



Newstead Ave.

81

76

See Taylor Ave.
Street View

Taylor Ave.

66

4444 FOREST PARK
4444 Forest Park Parkway

Function
Age
Architect
CRV
Adjacencies & Relationships with
Adjoining Buildings

Research
1975
Sverdrup & Parcel
\$122,181,166

Exterior Color Palette & Materials

Brick	Black, Brown
Metal	Black
Glazing	Dark Gray
Mullions	Black



East Facade



Southwest Facade



Glazing



Brick



Brick

TIER 3: FOREST PARK PARKWAY STREET VIEW (NORTH FACADES)



Newstead Ave.

66

81

76

See Taylor Ave.
Street View

Taylor Ave.

81

REHABILITATION INSTITUTE OF ST. LOUIS

4464 Duncan

Function

Clinical

Age

2001

Architect

CLA

CRV

Adjacencies & Relationships with
Adjoining Buildings

Exterior Color Palette & Materials

Brick

Medium Tan Blend

Limestone

Buff

EIFS/Stucco

Buff, White

Glazing

Blue

Mullions


White



Northwest Facade




Southeast Facade



Glazing



Brick



Limestone, EIFS



EIFS



Metal

TIER 3: DUNCAN AVENUE STREET VIEW (SOUTH FACADES)



Taylor Ave.

36

81

66


Newstead Ave

See Forest Park Parkway Street View

See Forest Park Parkway Street View

J

GOLDFARB PLAZA



East View



Northwest View



West View




Northwest View



Sculpture



East View



Lighting

TIER 3: DUNCAN AVENUE STREET VIEW (SOUTH FACADES)



Taylor Ave.

J

81

See Forest Park Parkway Street View

66

See Forest Park Parkway Street View

Newstead Ave

36

GOLDFARB COLLEGE OF NURSING

4501 Duncan Ave.

Function

Teaching

Age

2007

Architect

Christner, Inc.

CRV

Adjacencies & Relationships with Adjoining Buildings

Exterior Color Palette & Materials

Limestone

Buff Blend

Pre-Cast Concrete

Buff

Metal

Gray Metallic

Glazing

Green-Blue

Mullions

Clear Aluminum

Spandrel Glass

Green-Blue

Notable Public Realm Amenities


Adjacent to Goldfarb Plaza




Southwest Facade



North Facade




Limestone




Glazing



Limestone, Pre-Cast



Limestone



Metal



Metal

TIER 3: DUNCAN AVENUE STREET VIEW (NORTH FACADES)



Newstead Ave.

78

See Clayton Ave. Street View

79

74

See Taylor Ave. Street View

Taylor Ave.

77

EAST GARAGE

1 Children's Place

Function

Age

Architect

CRV

Adjacencies & Relationships with Adjoining Buildings

Exterior Color Palette & Materials

Parking

1997

Walker Parking Structures

Brick

Pre-Cast Concrete

Concrete

Glazing

Mullions

Buff

Exposed Aggregate

Plain

Light Bronze Butt Glazed


Green-Blue




Northeast Facade




East Facade



Brick



Glazing, Pre-Cast Concrete



Glazing, Pre-Cast



Concrete

TIER 3: DUNCAN AVENUE STREET VIEW (NORTH FACADES)



Newstead Ave.

78

77

79

74

See Taylor Ave.
Street View

Taylor Ave.

79

EAST STAFF GARAGE

4452-4470 Duncan Ave.

Function

Parking

Age

2014

Architect

CRV

Adjacencies & Relationships with
Adjoining Buildings

Exterior Color Palette & Materials

Pre-Cast Concrete
Concrete
Glazing
Mullions

Sandblasted
Plain
Green-Blue
Clear Aluminum



Northeast Facade



Concrete



Pre-Cast Concrete



Glazing

TIER 3: CLAYTON AVENUE STREET VIEW (SOUTH FACADES)



Taylor Ave.

62

See Taylor Ave.
Street View II

Newstead Ave.

91

THE NEWSTEAD FACILITY

645 S. Newstead Ave.

Function

Support

Age

1976

Architect

Holabird & Root

CRV

\$2,750,982

Adjacencies & Relationships with
Adjoining Buildings

Exterior Color Palette & Materials

Concrete

Plain

Metal

White

Glazing


Gray

Mullions

White



Southeast Facade



Glazing



Metal



Metal



Concrete

TIER 3: CLAYTON AVENUE STREET VIEW (NORTH FACADES)



Newstead Ave.

45

See Taylor Ave.
Street View

Taylor Ave.

51

SHRINER'S HOSPITAL

4400 Clayton Ave.

Function
Age
Architect
CRV
Adjacencies & Relationships with
Adjoining Buildings

Clinical
2014
Christner, Inc.

Exterior Color Palette & Materials

Stucco	Tan
Metal	Silver Metallic
Glazing	Blue Reflective
Mullions	Clear Aluminum

Notable Public Realm Amenities

Adjacent to Highway 40



Northeast Facade

TIER 3: NEWSTEAD AVENUE STREET VIEW (EAST FACADES)



77

See Duncan Ave.
Street View

Duncan Ave.

66

See
Forest
Park
Parkway
Street

Forest Park Pkwy.

78

CHILD DEVELOPMENT CENTER

1 Children's Place

Function

Support

Age

1997

Architect

CRV

Adjacencies & Relationships with
Adjoining Buildings

Exterior Color Palette & Materials

Brick
Metal

Buff
Multi-Colored Steel, Silver
Metallic Corrugated
Light Bronze
Clear Aluminum

Glazing
Mullions



Northeast Facade



Southeast Facade



Glazing



Brick

TIER 4 - APPENDIX



TIER 4

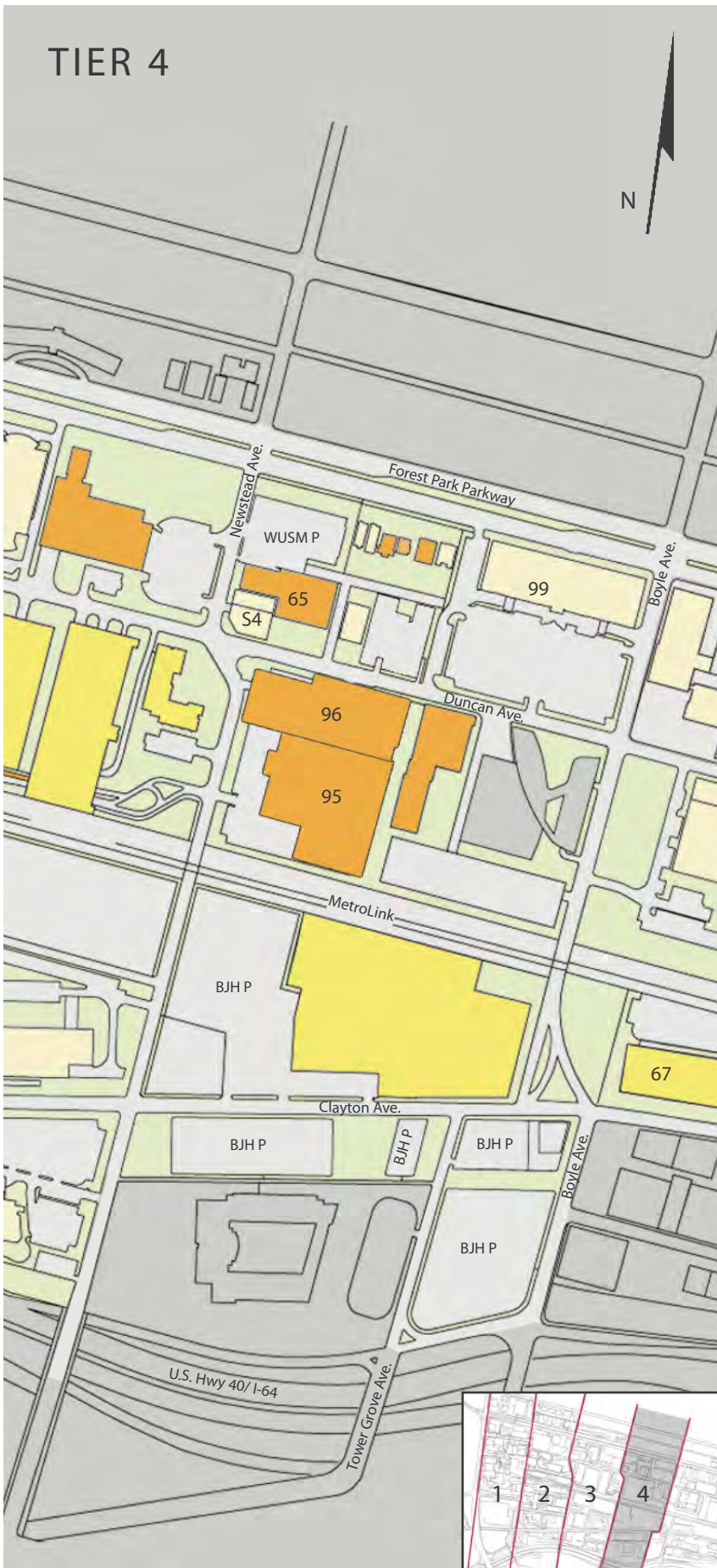
N

BUILDING LIST

		App Pg
65	Genome Data Center	A-107
67	BJC at the Commons	A-114
68	Clayton Avenue Building	A-112
95	NRB Garage	A-109
96	Neuroscience Research Building	A-108
99	CORTEX 1	A-110

OTHER

- BJH P - Barnes-Jewish Hospital
- WUSM P - Medical School
- S4 4444 Substation



ENLARGED TIER 4 MAP

TIER 4: NEWSTEAD STREET VIEW (WEST FACADES)



Forest Park Pkwy

65

Duncan Ave.

65

GENOME DATA CENTER

222 S. Newstead Ave.

Function

Research

Age

2008/2013

Architect

TECplus, Inc.

CRV

\$9,458,238

Adjacencies & Relationships with
Adjoining Buildings

Exterior Color Palette & Materials

Brick
Metal

Black, Red, Brown, Glass Block
Black



Northwest Facade



Glass Block, Brick



Brick



Brick

TIER 4: RENDERING (VIEW FROM SOUTHWEST)



96

Function
 Age
 Architect
 CRV
 Adjacencies & Relationships with
 Adjoining Buildings
 Exterior Color Palette & Materials

NEUROSCIENCE RESEARCH BUILDING

4370 Duncan Ave.

Research
 2023 - Anticipated Completion
 Cannon/ Perkins & Will

Connected with adjacent buildings internally and
 with a skybridge

Metal	Weathered Zinc, Wash U Red
Glazing	Clear
Mullions	Silversmith, Charcoal
Spandrel Glass	Light Blue



Northeast Facade




Southwest Facade



Northwest Facade



Glazing, Mullions



Metal Panels



Glazing, Spandrel Glass

TIER 4: RENDERING (VIEW FROM SOUTHWEST)



95

Function

Age

Architect

CRV

Adjacencies & Relationships with Adjoining Buildings

Exterior Color Palette & Materials

NRB GARAGE

310 South Newstead Ave.

Parking

2023 - Anticipated Completion

Cannon/Perkins & Will

Connected with adjacent building internally

Metal
Mullions


Weathered Zinc, Wash U Red
Charcoal



Southwest Facade



Northwest Facade



Metal Panels

TIER 4: FOREST PARK PARKWAY STREET VIEW (NORTH FACADES)



Boyle Ave.

WUSM
Properties

Newstead Ave.

99

CORTEX ONE

4320 Forest Park Blvd.

Function

Research

Age

2006

Architect

HOK/Cannon

CRV

\$71,579,483

Adjacencies & Relationships with
Adjoining Buildings

Exterior Color Palette & Materials

Pre-Cast Concrete

White, Gray

Metal

Silver Metallic

Glazing

Green

Mullions

Clear Aluminum

Spandrel Glass


Light Green



Northeast Facade




Northwest Facade




Glazing, Pre-Cast Concrete



Southeast Facade



Metal, Glazing



Metal, Glazing, Spandrels

TIER 4: FOREST PARK PARKWAY STREET VIEW (NORTH FACADES)



Boyle Ave.

99

WUSM
Properties

Newstead Ave.

WUSM Properties



Northwest Facade



Northwest Facade



Northeast Facade

TIER 4: CLAYTON AVENUE STREET VIEW (SOUTH FACADES)



Newstead Ave.

68

Boyle Ave

68

CLAYTON AVENUE BUILDING

4353 Clayton Ave.

Function

Support

Age

Architect

Wedemyer & Hecker/Hastings & Chivetta/Joseph J. Bothman

CRV

\$42,857

Adjacencies & Relationships with
Adjoining Buildings

Exterior Color Palette & Materials

Pre-Cast Concrete

Plain CMU

Stucco

White

Glazing

Gray

Mullions


Medium Bronze



East Facade




Southwest Facade



Glazing



Stucco




CMU Block

TIER 4 EAST: BOYLE AVENUE STREET VIEW (OTHER BUILDINGS)



Northwest Facade



North Facade



Building 537 @4240, North Facade



Building 537 @4240, Southwest Facade

TIER 4 EAST: CLAYTON AVENUE STREET VIEW (SOUTH FACADES)



Boyle Ave.

67

67

BJC at THE COMMONS

Clayton Ave.

Function

Age

Architect

CRV

Adjacencies & Relationships with
Adjoining Buildings

Support

Exterior Color Palette & Materials

Pre-Cast Concrete

Metal

Glazing

Mullions

Spandrel Glass

White, Tan, Gray

Silver Perforated, Silver Metallic

Blue-Green

Clear Aluminum, White


Blue-Green




Northwest Facade




Southeast Facade



Glazing




Pre-Cast Concrete



Metal



Metal, Glazing



Metal

FORMER BUILDINGS - APPENDIX



TIER 1: KINGSHIGHWAY BLVD. STREET VIEW (WEST FACADES)

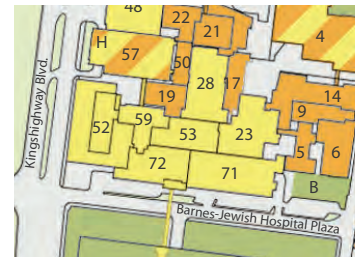


52

BJHS - QUEENY TOWER

1 Barnes-Jewish Hospital Plaza

Function
Clinical/Support
Age
1964 - 2021
Architect
Murphy & Mackey



Adjacencies & Relationships with
Adjoining Buildings

Connected with adjacent buildings internally and
with a skybridge

Exterior Color Palette & Materials

Brick	Tan
Limestone	Buff
Pre-Cast Concrete	Buff
Glazing	Bronze
Mullions	Medium Bronze

Notable Public Realm Amenities


Across the street from Forest Park




Southwest Facade



West Facade




Pre-Cast Concrete



Limestone, Glazing



Limestone



Brick, Limestone, Glazing

TIER 4: DUNCAN AVENUE STREET VIEW (SOUTH FACADES)



Newstead Ave.

65

See
Newstead
Ave.
Street View

518

Boyle Ave

517

Function
Age
Architect
CRV

Adjacencies & Relationships with
Adjoining Buildings

Exterior Color Palette & Materials

4363 DUNCAN AVENUE

4363 Duncan Ave.

Vacant
Demolished in 2019



Brick
Glazing
Mullions


Orange, Painted
Clear
Black




Southwest Facade




Southwest Facade



Glazing



Brick



Brick, Glazing

TIER 4: DUNCAN AVENUE STREET VIEW (SOUTH FACADES)



Newstead Ave.

65

517

Boyle Ave

See
Newstead
Ave.
Street View

518

4353 DUNCAN AVENUE

4353 Duncan Ave.

Vacant
Demolished in 2019



Function
Age
Architect
CRV
Adjacencies & Relationships with
Adjoining Buildings

Exterior Color Palette & Materials

Metal
Unknown
Glazing
Mullions

White Corrugated
Plywood Board Up
Gray
Gray



South Facade, Metal, Glazing, Plywood Board Up



Southwest Facade

MAJOR BUILDING MATERIALS - PAST TEN YEARS

PLACEHOLDER

CURRENT PUBLIC REALM STANDARDS



Trash cans



Uniform concrete
sidewalks

PLACEHOLDER

BUILDING AND GREENSPACE INDEX

- by Item Number

1	North Building	A-51	57	Southwest Tower	A-10
2	Cancer Research	A-53	58	Power Plant	A-17
3	South Building	A-54	59	Rand Johnson	A-20
4	BJC Institute of Health at WUSM (BJCIH)	A-29	62	Clayton Parking Garage	A-93
5	Maternity Hospital	A-23	63	Specialized Interim Research Facility	A-76
6	McMillan Hospital	A-24	64	4511 Forest Park Parkway	A-58
8	The Core @ 718	A-55/56	65	Genome Data Center	A-107
9	Irene Walter Johnson Institute of Rehab	A-27	66	4444 Forest Park Parkway	A-95
10	Spencer T. Olin Residence Hall	A-71	67	BJC at the Commons	A-114
11	Eric P. Newman Education Center	A-47	68	Clayton Avenue Building	A-112
12	McDonnell Mediumical Sciences Building	A-72	69	METRO Garage	A-82
13	Bernard Becker Medical Library	A-52	70	East Building	A-68
14	West Building	A-28	71	East Pavilion	A-22
15	Health Administration Program	A-77	72	West Pavilion	A-21
16	McDonnell Pediatric Research	A-31	73	Subsurface Garage	A-26
17	Renard Hospital	A-33	74	Duncan/Taylor Garage	A-90
18	East McDonnell Specialized Research	A-70	76	4488 Forest Park Parkway	A-89
19	Mallinckrodt Institute of Radiology	A-34	77	East Garage	A-99
20	Clinical Sciences Research Building	A-19	78	Child Development Center	A-103
21	Wohl Clinic	A-35	79	East Staff Garage	A-100
22	Wohl Hospital	A-36	81	Rehabilitation Institute of St. Louis	A-96
23	Peters Building	A-37	82	East Imaging Center	A-69
24	CID School	A-80	86	CSRB-North Tower Addition	A-18
25	The Core @ 818	A-57	90	Ambulatory Cancer Center	A-60
26	CID Research	A-81	91	The Newstead Facility	A-101
27	4533 Clayton, CID Residence Hall	A-78	92	Parkview Tower	A-5
28	Barnes Service Building	A-38	94	Taylor Avenue Building TAB	A-91
29	MCC	A-48	95	NRB Garage	A-109
33	Shoenberg Pavilion	A-15	96	Neuroscience Research Building	A-108
35	Center for Advanced Medicine	A-16	98	Farrell Learning and Teaching Center	A-50
36	Goldfarb College of Nursing	A-98	99	CORTEX 1	A-110
37	Center for Outpatient Health (COH)	A-14	181	Biotechnology Center	A-67
39	North Garage	A-45	182	Euclid Power Plant	A-49
41	4515 McKinley Research Building	A-73	517	4363 Duncan Avenue	A-119
42	620 S. Taylor Avenue	A-92	518	4353 Duncan Avenue	A-120
43	Northwest Tower	A-8	UHSP 38	Jones Hall	A-46
44	Plant Maintenance Storage Garage	A-84	UHSP 61	South Residence Hall	A-66
45	4480 Clayton Avenue	A-94	UHSP 75	Academic Research Building	A-64
46	SRF - East	A-75	UHSP 84	Recreation and Student Center	A-59
47	4522 McKinley Avenue	A-74	UHSP 97	Garage	A-65
48	SLCH Garage	A-9	A	Forest Park	A-12
49	SLCH Hospital	A-6	B	McMillan Plaza	A-25
50	Barnard Hospital	A-39	C	Hope Plaza	A-30
51	Shriner's Hospital	A-102	D	Children's Plaza	A-7
52	Queeny Tower	A-118	E	McDonnell Pediatric Research Plaza	A-32
53	Barnes Hospital Central	A-40	F	Taylor-Scott Plaza	A-81
54	Barnes Lodge	A-79	G	UHSP Plaza	A-62
55	Forest Park/Laclede Garage	A-13	J	Goldfarb Plaza	A-97
			#TBD	BJC Phase 3 Tower	A-11

BUILDING AND GREENSPACE INDEX

- by Item Name

518	4353 Duncan Avenue	A-120	9	Irene Walter Johnson Institute of Rehab	A-27
517	4363 Duncan Avenue	A-119	19	Mallinckrodt Institute of Radiology	A-34
66	4444 Forest Park Parkway	A-95	5	Maternity Hospital	A-23
45	4480 Clayton Avenue	A-94	29	MCC	A-48
76	4488 Forest Park Parkway	A-89	12	McDonnell Medical Sciences Building	A-72
64	4511 Forest Park Parkway	A-58	16	McDonnell Pediatric Research	A-31
41	4515 McKinley Research Building	A-73	E	McDonnell Pediatric Research Plaza	A-32
47	4522 McKinley Avenue	A-74	6	McMillan Hospital	A-24
27	4533 Clayton, CID Residence Hall	A-78	B	McMillan Plaza	A-25
42	620 S. Taylor Avenue	A-92	69	METRO Garage	A-82
90	Ambulatory Cancer Center	A-60	95	NRB Garage	A-108
50	Barnard Hospital	A-39	96	Neuroscience Research Building	A-51
53	Barnes Hospital Central	A-40	1	North Building	A-45
54	Barnes Lodge	A-79	39	North Garage	A-8
28	Barnes Service Building	A-38	43	Northwest Tower	A-109
13	Bernard Becker Mediumical Library	A-52	92	Parkview Tower	A-5
181	Biotechnology Center	A-67	23	Peters Building	A-37
67	BJC at the Commons	A-114	44	Plant Maintenance Storage Garage	A-17
4	BJC Institute of Health at WUSM (BJCIH)	A-29	58	Power Plant	A-118
#TBD	BJC Phase 3 Tower	A-11	52	Queeny Tower	A-20
2	Cancer Research	A-53	59	Rand Johnson	A-96
35	Center for Advanced Mediuicine	A-16	81	Rehabilitation Institute of St. Louis	A-33
37	Center for Outpatient Health (COH)	A-14	17	Renard Hospital	A-15
78	Child Development Center	A-103	33	Shoenberg Pavilion	A-102
D	Children's Plaza	A-7	51	Shriner's Hospital	A-9
26	CID Research	A-81	48	SLCH Garage	A-6
24	CID School	A-80	49	SLCH Hospital	A-54
68	Clayton Avenue Building	A-112	3	South Building	A-10
62	Clayton Parking Garage	A-93	57	Southwest Tower	A-76
20	Clinical Sciences Research Building	A-19	63	Specialized Interim Research Facility	A-71
99	CORTEX 1	A-110	10	Spencer T. Olin Residence Hall	A-75
86	CSRB-North Tower Addition	A-18	46	SRF - East	A-26
74	Duncan/Taylor Garage	A-90	73	Subsurface Garage	A-84
70	East Building	A-68	94	Taylor Avenue Building TAB	A-91
77	East Garage	A-99	F	Taylor-Scott Plaza	A-81
82	East Imaging Center	A-69	8	The Core @ 718	A-55/56
18	East McDonnell Specialized Research	A-70	25	The Core @ 818	A-57
71	East Pavilion	A-22	91	The Newstead Facility	A-101
79	East Staff Garage	A-100	UHSP 38	Academic Research Building	A-64
11	Eric P. Newman Education Center	A-47	UHSP 97	Garage	A-65
182	Euclid Power Plant	A-49	UHSP 75	Jones Hall	A-46
98	Farrell Learning and Teaching Center	A-50	UHSP 84	Recreation and Student Center	A-59
A	Forest Park	A-12	UHSP 61	South Residence Hall	A-66
55	Forest Park/Laclede Garage	A-13	G	UHSP Plaza	A-62
65	Genome Data Center	A-107	14	West Building	A-28
36	Goldfarb College of Nursing	A-98	72	West Pavilion	A-21
J	Goldfarb Plaza	A-97	21	Wohl Clinic	A-35
15	Health Administration Program	A-77	22	Wohl Hospital	A-36
C	Hope Plaza	A-30			